


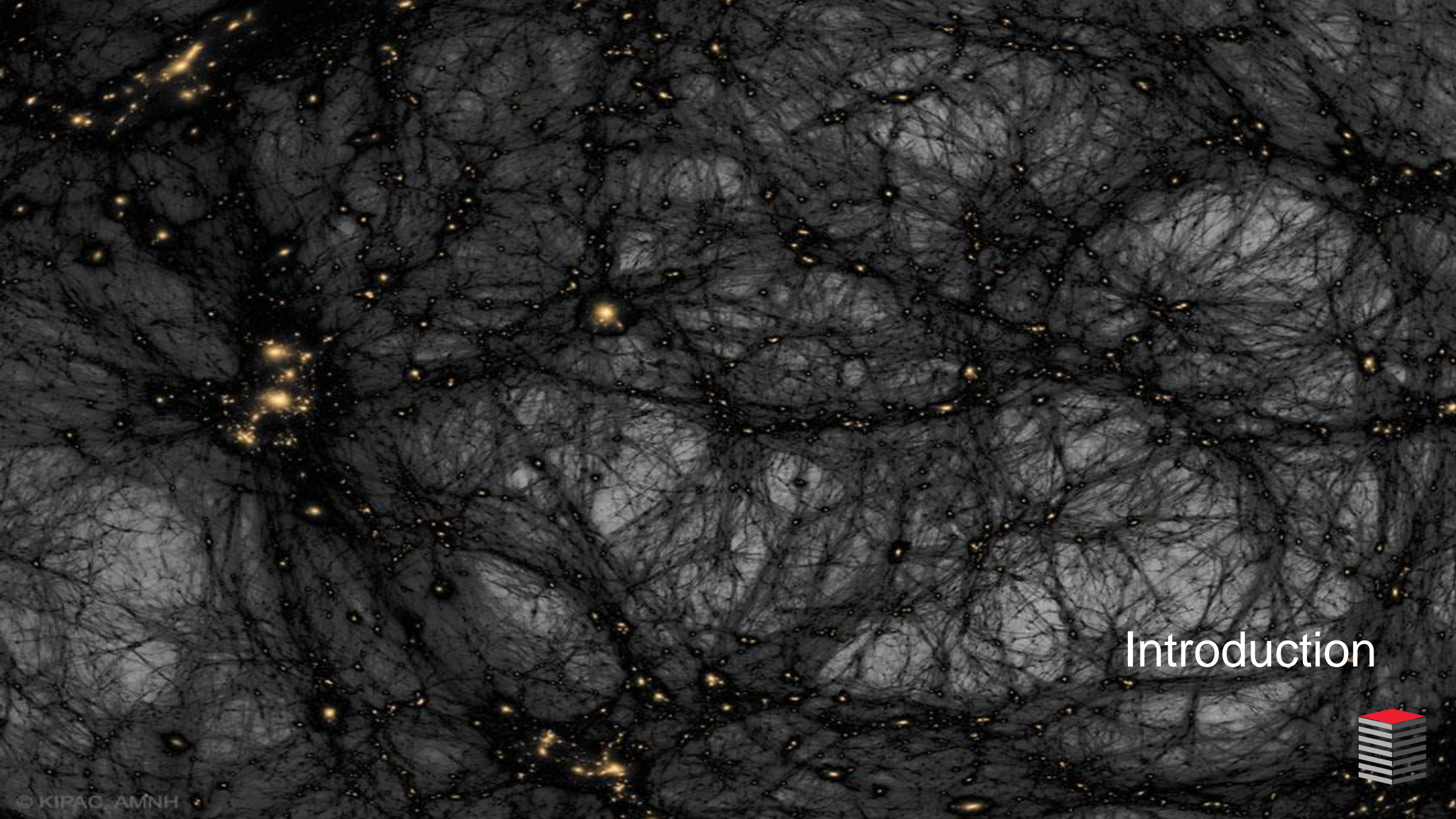
Oracle Security for DBAs and Developers



Unsafe Harbor

- This room is an unsafe harbor
- You can rely on the information in this presentation to help you protect your data, your databases, your organization, and your career
- No one from Oracle has previewed this presentation
- No one from Oracle knows what I'm going to say
- No one from Oracle has supplied any of my materials
- Everything we will discuss is existing, proven, functionality





Introduction



Daniel Morgan




- 6th OUGN Conference (2009, 2010, 2012, 2013, 2015)
-  Oracle ACE Director Alumnus
- Oracle Educator
 -  Curriculum author and primary program instructor at University of Washington
 -  Consultant: Harvard University
- University Guest Lecturers
 - APAC: University of Canterbury (NZ)
 - EMEA: University of Oslo (Norway)
 - Latin America: Universidad Cenfotec, Universidad Latina de Panama, Technologico de Costa Rica
- IT Professional
 - First computer: IBM 360/40 in 1969: Fortran IV
 - Oracle Database since 1988-9 and Oracle Beta Tester
 - The Morgan behind www.morganslibrary.org
 - Member Oracle Data Integration Solutions Partner Advisory Council
 - Vice President Twin Cities Oracle Users Group (Minneapolis-St. Paul)
- Principal Adviser: Forsythe **Meta7** a Sirius Company



System/370-145 system console





Morgan's Library

www library

Search

International Oracle Events 2016-2017 Calendar

Nov Dec Jan Feb Mar Apr May Jun Jul Aug Sep Oct

The Library

The library is a spam-free on-line resource with code demos for DBAs and Developers. If you would like to see new Oracle database functionality added to the library ... just email us. Oracle Database 12cR2 is now available in the Cloud. If you are not already working in a 12cR1 CDB database ... you are late to the party and you are losing your competitive edge.

Home


Resources

- Library
- How Can I?
- Presentations
- Links
- Book Reviews
- Downloads
- User Groups
- Blog
- Humor


General

- Contact
- About
- Services
- Legal Notice & Terms of Use
- Privacy Statement

Presentations Map



Mad Dog Morgan




Training Events and Travels

- OTN APAC, Sydney, Australia - Oct 31
- OTN APAC, Gold Coast, Australia - Nov 02
- OTN APAC, Beijing China - Nov 04-05
- OTN APAC, Shanghai China - Nov 06
- Sangam16, Bangalore, India - Nov 11-12
- NYOUG, New York City - Dec 07


Next Event: Indiana Oracle Users Group

Oracle Events




Click on the map to find an event near you

Morgan





aboard USA-71



Library News


- Morgan's Blog
- Morgan's Oracle Podcast
- US Govt. Mil. STIGs (Security Checklists)
- Bryn Llewellyn's PL/SQL White Paper
- Bryn Llewellyn's Editioning White Paper
- Explain Plan White Paper



ACE News

Would you like to become an Oracle ACE?

Learn more about becoming an ACE



- ACE Directory
- ACE Google Map
- ACE Program
- Stanley's Blog

This site is maintained by Dan Morgan. Last Updated: 11/08/2016 22:25:14

This site is protected by copyright and trademark laws under U.S. and International law. ©1998-2016 Daniel A. Morgan All Rights Reserved

ORACLE OTN Oracle Mix Share Twitter Facebook Library Contact Us Privacy Statement Legal Notices & Terms of Use



ForbesBrandVoice® [What is this?](#)

JAN 15, 2018 @ 05:00 AM 20,020 👁

3 Essential DBA Career Priorities For 2018



OracleVoice

Simplify IT, Drive Innovation [FULL BIO](#) ▾



Jeff Erickson, Oracle

Many database administrators (DBAs) will go into 2018 wondering if “self-driving” databases will weaken their career prospects. More likely, 2018 will be a year that database technology leaps forward and these valuable data experts take on other, more important responsibilities.

“History is repeating itself,” says longtime DBA Dan Morgan, founder of [Morgan’s Library](#) and principal adviser at tech firm Meta7. Morgan has seen the DBA role evolve amid a long series of technical advances in storage, management, and performance. And each advance asked DBAs to adjust the way they work.



Meta7 In Oracle Magazine



Oracle Magazine
July – August 2017

Features
Departments
Technology & Comment Sections—
Articles and Columns

FEATURES

Great Integrations

By David Baum

Cloud-based integration reduces complexity and connects the enterprise.

Analytics for Business

By David Baum

Organizations look to the cloud to make mission-critical decisions.

Go Big, Go Metal

By Linda Currey Post

Falconry chooses Oracle Bare Metal Cloud Services to support its pattern-recognition software.

Lessons Learned

By Jeff Erickson

Meta7 shares three top tips for moving to the cloud.

FEATURE

Lessons Learned

By Jeff Erickson

As Published In
ORACLE
MAGAZINE
July/August 2017

Meta7 shares three top tips for moving to the cloud.

Meta7 knows firsthand how cloud computing is changing organizations and careers. Persistent requests from clients prompted the firm, an Oracle Platinum Partner, to purchase more than US\$1.3 million worth of Oracle platform and infrastructure services to deepen its own expertise in helping customers procure and implement Oracle Cloud solutions.

Since then, the company has migrated some of its own business processes to the cloud and built many models and demos based on scenarios at clients of various sizes. “We’ve worked to understand everything from how a third-party on-premises application leverages Oracle Database Cloud to what’s involved in a complete lift-and-shift of Oracle E-Business Suite to Oracle Cloud,” says Paul Zajdel, vice president at Meta7, a division of Forsythe Technology that is dedicated to the Oracle stack.

What the Meta7 team learned goes well beyond cloud service features and functions. Team members have stretched their skills with new technologies and have taken on new roles to accommodate cloud services in application architectures.

That kind of change is nothing new for Meta7 and Forsythe, which began in the early 1970s as a technology hardware leasing company. “We’ve reinvented ourselves several times throughout our 45-year existence,” says Zajdel. It started with leasing, then reselling, then adding services, then adding security, and now adding managed services. He adds, “We’re in an industry that shifts. Each time the industry shifts, we have to shift, too.”

“All the deep-dive tuning and performance work, all the spinning up instances, the time it takes to understand how the new release handles things and explain how it’s different— that’s high-value, time-consuming work that DBAs don’t have to do when the database is in the cloud.”

– Paul Zajdel,
Vice President, Meta7





Travel Log: 2010 - Norway

17:44

Time	Flight	Gate	Destination	Status
0630	DY1800		Malaga	Cancelled
1710	BLX692	46	Goteborg	Gate closed
1710	SK811		London/Heathrow	Cancelled
1715	SK841		Zurich	Cancelled
1715	AY660		Helsinki	Cancelled
1720	Q4796		Bilund	Cancelled
1725	DY1494		Paris/Orly	Cancelled
1725	KL1148		Amsterdam	Cancelled
1725	KQ1148		Amsterdam	Cancelled
1730	SK461		Kobenhavn	Cancelled
1740	DY1866		Pisa	Cancelled
1750	DY3232		Kobenhavn	Cancelled
1805	LH3145		Munchen	Cancelled
1805	SK3681		Munchen	Cancelled
1805	SK1465		Kobenhavn	Cancelled
1810	DY1306		London/Gatwick	Cancelled
1815	DY1978		Beograd	Cancelled
1820	SK1484	36	Stockholm	Cancelled
1825	DY1108		Berlin/Schoenef	Cancelled
1825	BA8272		Aarhus	Cancelled
1830	DY3774		Stockholm	Cancelled
1845	FI325	46	Reykjavik	New time 1925
1855	SK3621		Frankfurt	Cancelled
1855	LH3135		Frankfurt	Cancelled
1855	SK6616	39	Helsinki	Cancelled
1855	KF506	39	Helsinki	Cancelled
1900	SK463		Kobenhavn	Cancelled
1905	DY1256		Amsterdam	Cancelled
1915	TP509		Lisboa	Cancelled
1915	DY1132		Dusseldorf	Cancelled
1920	WF336		Goteborg	Cancelled
1920	DY1352		Edinburgh	Cancelled
1920	SK3192		Goteborg	Cancelled
1920	Q4798		Bilund	Cancelled



Travel Log: 2010 - Peru



Travel Log: 2010 - Chile



Travel Log: 2013 - Beijing China



Travel Log: 2014 - Galapagos Islands Ecuador



Just In Time IT Procurement & Software Defined Everything



A visualization of the cosmic web, showing a complex network of dark matter filaments and galaxy clusters. The filaments are represented by a dense, interconnected web of thin, dark lines, with brighter, yellowish-orange spots indicating the locations of galaxy clusters and individual galaxies. The overall structure is highly irregular and fractal-like, with a central region of high density and many smaller, more isolated structures scattered throughout.

Introduction to Security



Why Am I Focusing On Oracle Database Security Today?

- Because OEM's, like Oracle, talk about their products about not security
- Because most organizations spend/waste their money on perimeter defense
- Because no one teaches operational security to Application Developers
- Because no one teaches operational security to
 - Application Admins
 - Network Admins
 - Storage Admins
 - System Admins
 - DBAs
 - IT Management
- Because most of what is implemented can be by-passed within minutes
- ... which is obvious given the number of systems broken into every day



Security Training

- Let's have a show of hands
 - Has your current employer provided you with a class on securing an Oracle Database?
 - Has your current employer paid for you to take formal security classes?
 - Does your current employer have a document that states security criteria that must be followed for your organization's Oracle databases?
 - Is it followed?
 - Has any employer in your entire career provided you with training or a formally published security document specific to Oracle databases?
 - Is the total extent of your personal on-the-job security training someone telling you not to open emails from Nigerian royalty offering you millions of dollars?
- Has anyone here heard of any resource on the planet where their employer could send them to receive training on how to secure an Oracle Database?



The 99:01 Rule

- Forget the 80:20 rule
- 99% of the efforts of the organizations we work for focus on passing audits
- 99% of the money spent on security focuses on
 - Compliance with government and industry regulations
 - Meeting contractually agreed-to terms
 - Auditing which is NOT security and is essentially irrelevant to security



Office of the
Privacy Commissioner
of Canada



- Everyone in this room can name dozens of organizations broken into recently

Office of Personnel Management

Equifax

Experian

Uber

Yahoo

Sony

Verizon

Deep Root Analytics

SWIFT

Intercontinental Hotels

- Every one of them ... EVERY ONE ... passed their audits



From A Security Standpoint This Is All Irrelevant Distraction



AMERICAS

- SarbOx
- HIPAA
- PCI
- FDA CFR 21 Part 11
- OMB Circular A-123
- SEC and DoD Records Retention
- DFARS
- USA Patriot Act
- Gramm-Leach-Bliley Act
- Federal Sentencing Guidelines
- Foreign Corrupt Practices Act
- Market Instruments 52 (Canada)

EMEA

- EU Privacy Directives
- UK Companies Law

APAC

- J-SOX (Japan)
- CLERP 9: Audit Reform and Corporate Disclosure Act (Australia)
- Stock Exchange of Thailand Code on Corporate Governance

GLOBAL

- International Accounting Standards
- Basel II (Global Banking)
- OECD Guidelines on Corporate Governance



Misdirected By The Web

- What does the IC3 have to do with securing data?
- Nothing!
- All of this is focused on how cyber-criminals get login credentials
- Not one byte relates to how, once credentials are stolen, the data can be protected

Federal Bureau of Investigation
Internet Crime Complaint Center(IC3)

Home File a Complaint Press Room About IC3 Lost Password

2015 Press Releases

- [Hacktivists Threaten to Target Law Enforcement Personnel and Public Officials](#)
Wed, 18 Nov 2015
- [New Microchip-Enabled Credit Cards May Still Be Vulnerable to Exploitation by Fraudsters](#)
Tue, 13 Oct 2015
- [Internet of Things Poses Opportunities for Cyber Crime](#)
Thu, 10 Sep 2015
- [Business Email Compromise](#)
Thu, 27 Aug 2015
- [E-mail Account Compromise](#)
Thu, 27 Aug 2015
- [E-mail Extortion Campaigns Threatening Distributed Denial of Service Attacks](#)
Fri, 31 Jul 2015
- [Criminals Continue to Defraud and Extort Funds from Victims Using CryptoWall Ransomware Schemes](#)
Tue, 23 Jun 2015

Press Releases

Current

[2015](#)
[2014](#)
[2013](#)
[2012](#)
[2011](#)
[2010](#)
[2009](#)
[2008](#)
[2007](#)
[2006](#)
[2005](#)
[2004](#)
[2003](#)


Annual Reports

- [Business E-mail Compromise](#)
Thu, 22 Jan 2015
- [University Employee Payroll Scam](#)
Tue, 13 Jan 2015
- [Scam Targeting University Students](#)
Tue, 13 Jan 2015



Misdirected By Our Vendors

- A great tool for selling Data Masking, Data Redaction, and Advanced Security Option licenses
- Not so great at doing what its title says it does

☆  **Oracle Database Security Assessment Tool (DBSAT) (Doc ID 2138254.1)** To Bottom

PURPOSE

Overview of the Oracle Database Security Assessment Tool (DBSAT)

The Oracle Database Security Assessment Tool (DBSAT) 2.0.1 is a command line tool focused on identifying how securely the database is configured, who are the users and what are their entitlements, what security policies and controls are in place, and where sensitive data resides with the goal of promoting successful approaches to mitigate potential security risks.

DBSAT has three components: Collector, Reporter, and Discoverer. Collector and Reporter work together to discover risk areas and produce reports on those risk areas - *Database Security Assessment report*. The Discoverer is a stand-alone module used to locate and report on sensitive data - *Database Sensitive Data Assessment report*.

The Collector is responsible to collect raw data from the target database by executing SQL queries and OS commands. The Reporter reads the collected data, analyzes it and produces reports with the findings. The Reporter outputs four reports in HTML, XLS, JSON and Text formats. The Discoverer executes SQL queries against database dictionary views to discover sensitive data, and outputs reports in HTML and CSV formats.

For more information about DBSAT, please see the documentation below.

DOWNLOAD




Download the Oracle Database Security Assessment Tool (DBSAT)

NOTE: You must read and click the I AGREE link below in order to download the tool.

Was this document helpful?

Yes
 No

Document Details

Type: README
Status: PUBLISHED
Last Major Update: 26-Feb-2018
Last Update: 26-Feb-2018

Related Products

Oracle Database - Enterprise Edition
Database Security Assessment Tool
Oracle Database - Standard Edition

Information Centers

Information Center: Overview Database Server/Client Installation and Upgrade/Migration [1351022.2]
Index of Oracle Database Information Centers [1568043.2]
インフォメーション・センター: データベースおよび Enterprise Manager 日本語ドキュメント [1946305.2]



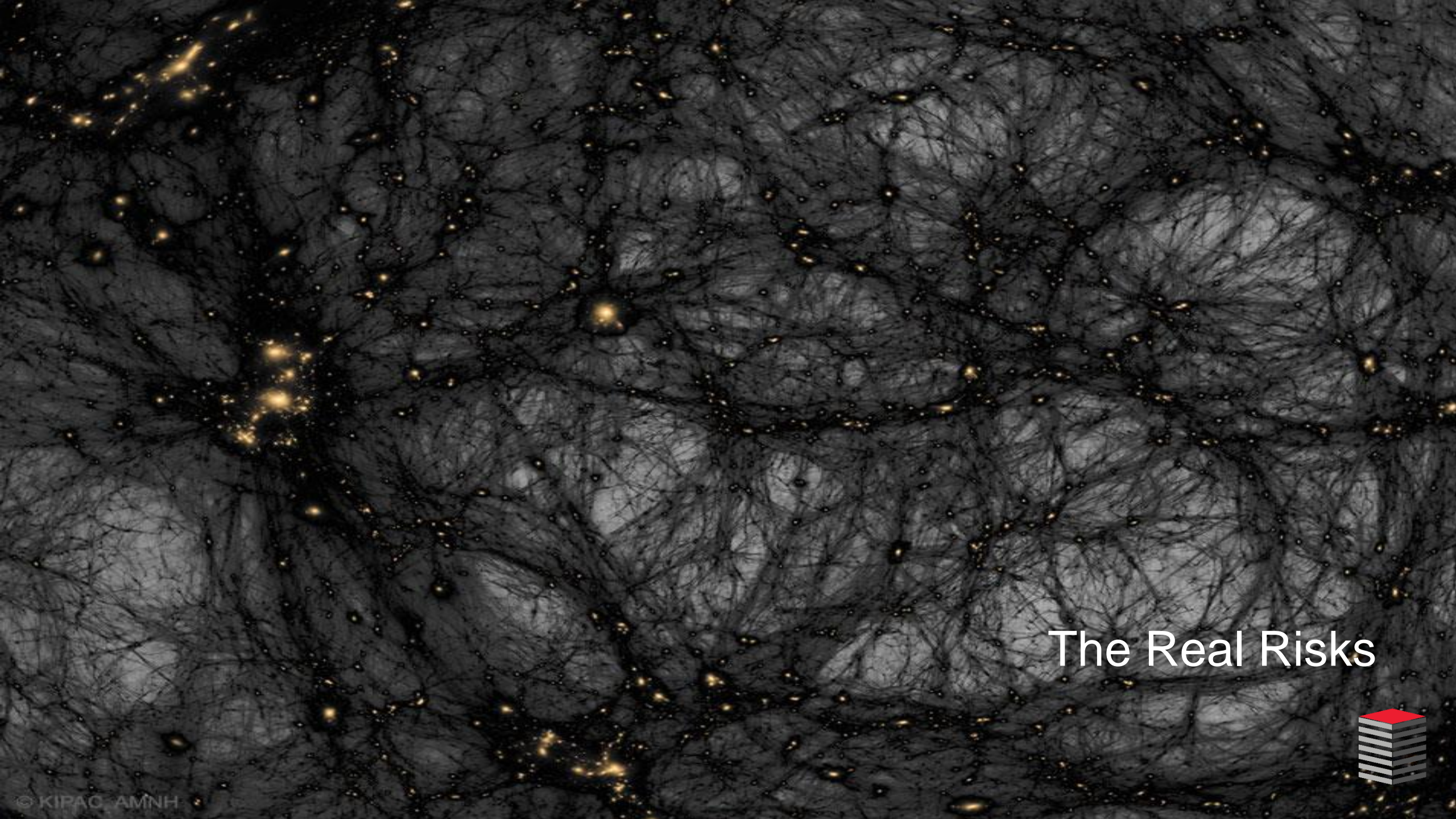
My Rhetorical Question

- Would we want our surgeon to practice 1980s medicine?



- Then why are we "securing" our databases the way we did in the 80's?
- The threats have evolved but we have not






The Real Risks



How Database Breaches Really Occur

- 48% involve privilege misuse
- 40% result from hacking

Types of hacking by percent of breaches within hacking and **percent of records**



- 38% utilized malware
- 28% employed social engineering
- 15% physical attacks

Percentages do not add up to 100% because many breaches employed multiple tactics in parallel or were outliers



Internal vs. External Threats

- Most organizations focus on the least likely threats and ignore what has been historically proven to be the greatest threat
- The following is quoted from "Reference for Business" on the subject of computer crimes


As criminologist and computer-insurance executive Ron Hale indicated to Tim McCollum of *Nation's Business*, one of the most unsettling facts about computer crime is that **the greatest threat to information security for small businesses is their employees**. As McCollum noted, "**a company's employees typically have access to its personal computers and computer networks, and often they know precisely what business information is valuable and where to find it.**" The reasons for these betrayals are many, ranging from workplace dissatisfaction to financial or family difficulties.

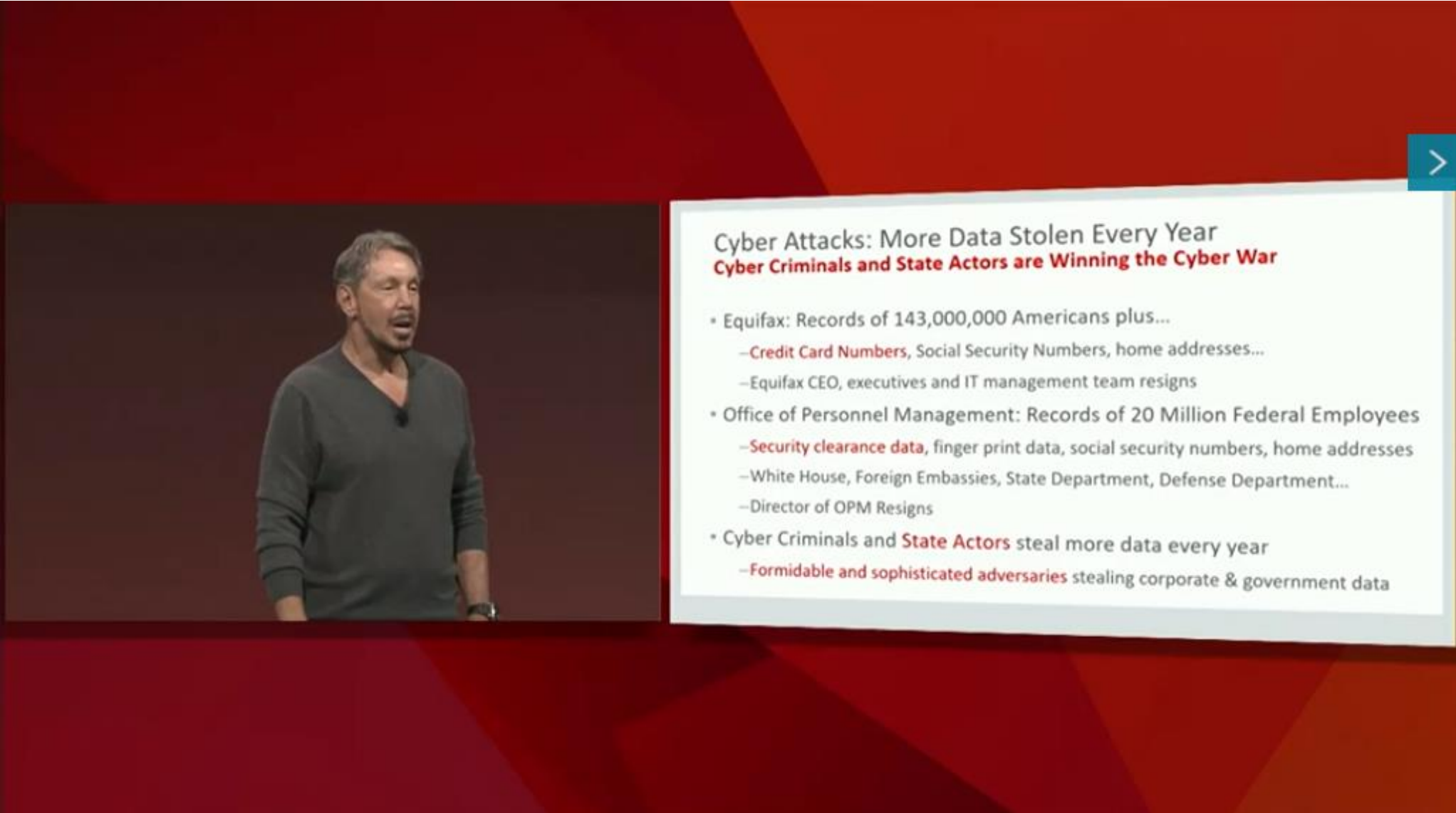
- When organizations focus on their firewall they are focusing on what is often the most expensive, yet least effective, protection against data theft
- Part of our job is to provide solutions that address vulnerabilities and minimize our organization's risk exposure
- The other part is to be educators ... to educate our internal and external customers the nature of real-world threats
- The education needs to come from us ... not from someone in sales



CYBER WAR

A conflict without foot soldiers, guns, or missiles





The image shows a man in a dark sweater speaking on a stage. To his right is a presentation slide with a white background and a blue arrow icon in the top right corner. The slide title is "Cyber Attacks: More Data Stolen Every Year" with a subtitle "Cyber Criminals and State Actors are Winning the Cyber War". The slide contains three bullet points detailing data breaches at Equifax, the Office of Personnel Management, and a general statement about cyber criminals and state actors.

Cyber Attacks: More Data Stolen Every Year

Cyber Criminals and State Actors are Winning the Cyber War

- Equifax: Records of 143,000,000 Americans plus...
 - **Credit Card Numbers**, Social Security Numbers, home addresses...
 - Equifax CEO, executives and IT management team resigns
- Office of Personnel Management: Records of 20 Million Federal Employees
 - **Security clearance data**, finger print data, social security numbers, home addresses
 - White House, Foreign Embassies, State Department, Defense Department...
 - Director of OPM Resigns
- Cyber Criminals and **State Actors** steal more data every year
 - **Formidable and sophisticated adversaries** stealing corporate & government data





>

Modern Cyber Security Requires More Automation

Cyber Defense: Our People versus Their Computers

- Most Data Thefts Occur **After** Security Fix Available
 - Target did not detect the attack
 - Target behind in applying security patches
 - Wrong priorities
 - Waiting for downtime window





The image shows a man in a dark sweater speaking on a stage. To his right is a presentation slide with a white background and a blue arrow icon in the top right corner. The slide contains the following text:

Modern Cyber Security Requires More Automation
Security & Database Automation Work Together to Prevent Data Theft

- **Cyber Defense System:** Automatically Detects Attacks in Real-Time
 - Automated Intrusion Detection
- **Database System:** Automatically and Immediately Secures Your Data
 - Automated database immediately **patches itself while running**
 - No delay for downtime window, **no manual intervention**
 - Recovers data that's deleted by ransomware, etc.



It Must Be "Our Computers" vs "Their Computers"



Anyone want to play chess with Deep Blue?

Anyone want to take a shot at AlphaGo?



The threat is not a bunch of 20 year old script kiddies

If the threat is an organized crime family you will find your data being sold on the dark web

If the threat is a nation-state you will find your data being used to attack your country, your community, your family



This Is How Many Of Us See Future DBAs



And We Are Arming Ourselves



Database Risks

- Most databases break-ins are never detected and thus never reported
- What you hear about is the part of the iceberg above the water
- Database related risks fall into three broad categories
 - Data Theft
 - Data Alteration
 - Transforming the database into an attack tool
- To accomplish the above activities requires gaining access and doing so generally falls into one of the following categories
 - Utilizing granted privileges and privilege escalation
 - Access to Oracle built-in packages
 - SQL Injection attacks



A Dose Of DBA Reality (1:2)

```
SQL> select utl_inaddr.get_host_address('www.umn.edu') from dual;

UTL_INADDR.GET_HOST_ADDRESS('WWW.UMN.EDU')
-----
134.84.119.107

SQL> select utl_inaddr.get_host_name('134.84.119.025') from dual;

UTL_INADDR.GET_HOST_NAME('134.84.119.025')
-----
g-smtp-w.tc.umn.edu
```

- It takes precisely this much PL/SQL to compromise an internal network

```
DECLARE
  h_name VARCHAR2(60);
  test_ip VARCHAR2(12) := '134.84.119.';
  suffixn NUMBER(3) := 0;
  suffixv VARCHAR2(4);
BEGIN
  FOR i IN 1 .. 255 LOOP
    suffixn := suffixn + 1;
    IF suffixn < 10 THEN suffixv := '00' || TO_CHAR(suffixn);
    ELSIF suffixn BETWEEN 10 and 99 THEN suffixv := '0' || TO_CHAR(suffixn);
    ELSE suffixv := TO_CHAR(suffixn); END IF;
    BEGIN
      SELECT utl_inaddr.get_host_name(test_ip || suffixv)
      INTO h_name
      FROM dual;
      dbms_output.put_line(test_ip || suffixv || ' - ' || h_name);
    EXCEPTION WHEN OTHERS THEN NULL;
    END;
  END LOOP;
END;
/
```



A Dose Of DBA Reality (2:2)


■ The listing output

```
134.84.119.001 - x-134-84-119-1.tc.umn.edu
134.84.119.002 - x-134-84-119-2.tc.umn.edu
134.84.119.003 - x-134-84-119-3.tc.umn.edu
134.84.119.004 - x-134-84-119-4.tc.umn.edu
134.84.119.005 - lsv-dd.tc.umn.edu
134.84.119.006 - mta-w2.tc.umn.edu
134.84.119.007 - isrv-w.tc.umn.edu
134.84.119.010 - mta-a2.tc.umn.edu
134.84.119.011 - x-134-84-119-9.tc.umn.edu
134.84.119.012 - x-134-84-119-10.tc.umn.edu
134.84.119.013 - x-134-84-119-11.tc.umn.edu
134.84.119.014 - x-134-84-119-12.tc.umn.edu
134.84.119.015 - x-134-84-119-13.tc.umn.edu
134.84.119.016 - x-134-84-119-14.tc.umn.edu
134.84.119.017 - diamond.tc.umn.edu
134.84.119.020 - x-134-84-119-16.tc.umn.edu
134.84.119.021 - oamethyst.tc.umn.edu
134.84.119.022 - x-134-84-119-18.tc.umn.edu
134.84.119.023 - x-134-84-119-19.tc.umn.edu
134.84.119.024 - vs-w.tc.umn.edu
134.84.119.025 - g-smtp-w.tc.umn.edu
134.84.119.026 - mta-w1.tc.umn.edu
134.84.119.027 - x-134-84-119-23.tc.umn.edu
134.84.119.030 - x-134-84-119-24.tc.umn.edu
134.84.119.031 - x-134-84-119-25.tc.umn.edu
134.84.119.032 - x-134-84-119-26.tc.umn.edu
134.84.119.033 - x-134-84-119-27.tc.umn.edu
134.84.119.034 - x-134-84-119-28.tc.umn.edu
134.84.119.035 - mon-w.tc.umn.edu
134.84.119.036 - ldapauth-w.tc.umn.edu
134.84.119.037 - ldap-w.tc.umn.edu
134.84.119.040 - mta-w3.tc.umn.edu
134.84.119.041 - x-134-84-119-33.tc.umn.edu
```

```
134.84.119.042 - x-134-84-119-34.tc.umn.edu
134.84.119.043 - smtp-w2.tc.umn.edu
134.84.119.044 - relay-w2.tc.umn.edu
134.84.119.045 - x-134-84-119-37.tc.umn.edu
134.84.119.046 - x-134-84-119-38.tc.umn.edu
134.84.119.047 - x-134-84-119-39.tc.umn.edu
134.84.119.050 - x-134-84-119-40.tc.umn.edu
134.84.119.051 - x-134-84-119-41.tc.umn.edu
134.84.119.052 - x-134-84-119-42.tc.umn.edu
134.84.119.053 - x-134-84-119-43.tc.umn.edu
134.84.119.054 - x-134-84-119-44.tc.umn.edu
134.84.119.055 - lsv-w.tc.umn.edu
134.84.119.056 - x-134-84-119-46.tc.umn.edu
134.84.119.057 - lists.umn.edu
134.84.119.060 - x-134-84-119-48.tc.umn.edu
134.84.119.061 - plaza.tc.umn.edu
134.84.119.062 - x-134-84-119-50.tc.umn.edu
134.84.119.063 - x-134-84-119-51.tc.umn.edu
134.84.119.064 - x-134-84-119-52.tc.umn.edu
134.84.119.065 - x-134-84-119-53.tc.umn.edu
134.84.119.066 - x-134-84-119-54.tc.umn.edu
134.84.119.067 - x-134-84-119-55.tc.umn.edu
134.84.119.070 - x-134-84-119-56.tc.umn.edu
134.84.119.071 - x-134-84-119-57.tc.umn.edu
134.84.119.072 - x-134-84-119-58.tc.umn.edu
134.84.119.073 - x-134-84-119-59.tc.umn.edu
134.84.119.074 - isrv-d2.tc.umn.edu
134.84.119.075 - ldapauth-d2.tc.umn.edu.tc.umn.edu
134.84.119.076 - ldap-d2.tc.umn.edu.tc.umn.edu
134.84.119.077 - x-134-84-119-63.tc.umn.edu
134.84.119.100 - x-134-84-119-100.tc.umn.edu
134.84.119.101 - aquamarine.tc.umn.edu
134.84.119.102 - x-134-84-119-102.tc.umn.edu
134.84.119.103 - x-134-84-119-103.tc.umn.edu
```

```
134.84.119.104 - mon-m.tc.umn.edu
134.84.119.105 - mta-m2.tc.umn.edu
134.84.119.106 - x-134-84-119-106.tc.umn.edu
134.84.119.107 - isrv-m.tc.umn.edu
134.84.119.108 - mta-m4.tc.umn.edu
134.84.119.109 - x-134-84-119-109.tc.umn.edu
134.84.119.110 - x-134-84-119-110.tc.umn.edu
134.84.119.111 - x-134-84-119-111.tc.umn.edu
134.84.119.112 - x-134-84-119-112.tc.umn.edu
134.84.119.113 - x-134-84-119-113.tc.umn.edu
134.84.119.114 - oaqua.tc.umn.edu
134.84.119.115 - x-134-84-119-115.tc.umn.edu
134.84.119.116 - x-134-84-119-116.tc.umn.edu
134.84.119.117 - x-134-84-119-117.tc.umn.edu
134.84.119.118 - x-134-84-119-118.tc.umn.edu
134.84.119.119 - x-134-84-119-119.tc.umn.edu
134.84.119.120 - vs-m.tc.umn.edu
134.84.119.121 - g-smtp-m.tc.umn.edu
134.84.119.122 - mta-m1.tc.umn.edu
134.84.119.123 - x-134-84-119-123.tc.umn.edu
134.84.119.124 - x-134-84-119-124.tc.umn.edu
134.84.119.125 - x-134-84-119-125.tc.umn.edu
134.84.119.126 - g-smtp-m4.tc.umn.edu
134.84.119.127 - x-134-84-119-127.tc.umn.edu
134.84.119.128 - x-134-84-119-128.tc.umn.edu
134.84.119.129 - x-134-84-119-129.tc.umn.edu
134.84.119.130 - ldapauth-m.tc.umn.edu
134.84.119.131 - ldap-m.tc.umn.edu
134.84.119.132 - mta-m3.tc.umn.edu
134.84.119.133 - x-134-84-119-133.tc.umn.edu
134.84.119.134 - x-134-84-119-134.tc.umn.edu
134.84.119.135 - smtp-m2.tc.umn.edu
134.84.119.136 - relay-m2.tc.umn.edu
134.84.119.137 - x-134-84-119-137.tc.umn.edu
```





Shifting Our Paradigm



First Concept

- To be successful you must accept the following

Break-ins will occur.

Those who fail to study history are doomed to repeat it.



Second Concept

- To be successful you must accept the following

Your job is increase the difficulty of breaking in.

If your management doesn't grasp this reality then it is your responsibility to explain it to them.



Third Concept

- To be successful you must accept the following

When someone breaks the system must be configured to limit the damage.

On Installation

- Disable the DEFAULT profile
- Revoke almost all privileges granted to PUBLIC
- Enable all of the database's default security capabilities

After Installation

- Apply security patches immediately
- Stop using cron - use DBMS_SCHEDULER
- Change passwords regularly
- Do not grant the CONNECT, RESOURCE, or DBA roles ever
- Use Proxy Users for every user you create
- Implement Database Vault
- Implement Row Level Security

- There is always someone inside the firewall,
- Always someone with access,
- There is a big difference between accessing one record ... and accessing everything
- Most databases in the US are configured so that once someone breaks in they get everything



Oracle's Larry Ellison decries poor state of security,

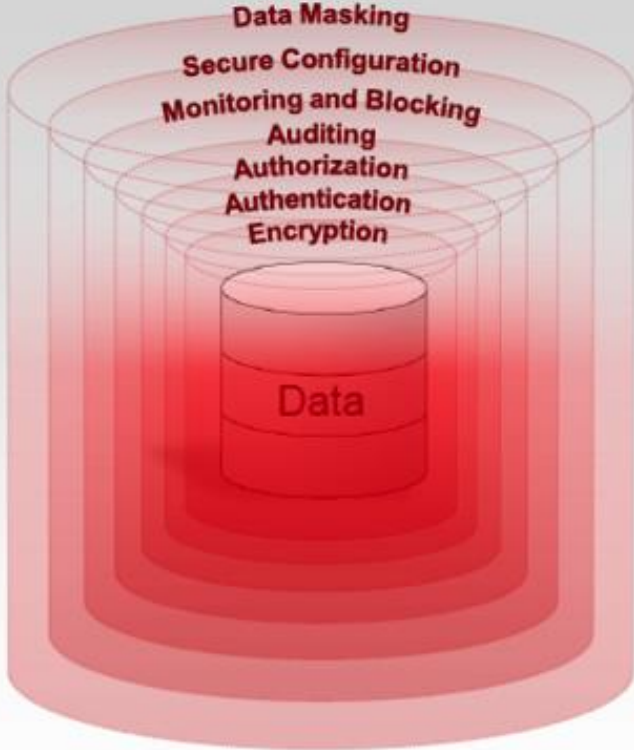


"We need much better security," Ellison said Tuesday in a speech at Oracle OpenWorld. "We need a next generation of security because we're not winning a lot of these cyberbattles. We haven't lost the war, but we're losing a lot of battles."



An Oracle Corporate View of Security

- Very valuable ... but insufficient



The diagram illustrates a multi-layered security architecture. At the center is a red cylinder labeled "Data". Surrounding it are several concentric, semi-transparent red cylinders representing different security layers. From the innermost to the outermost, the layers are labeled: Encryption, Authentication, Authorization, Auditing, Monitoring and Blocking, Secure Configuration, and Data Masking.

- Oracle Advanced Security
- Oracle Identity Management
- Oracle Database Vault
- Oracle Label Security
- Oracle Audit Vault
- Oracle Total Recall
- Oracle Database Firewall
- Oracle Configuration Management
- Oracle Data Masking

Comprehensive – Transparent – Easy to Deploy – Proven!

- Security requires that you implement what is "free" too



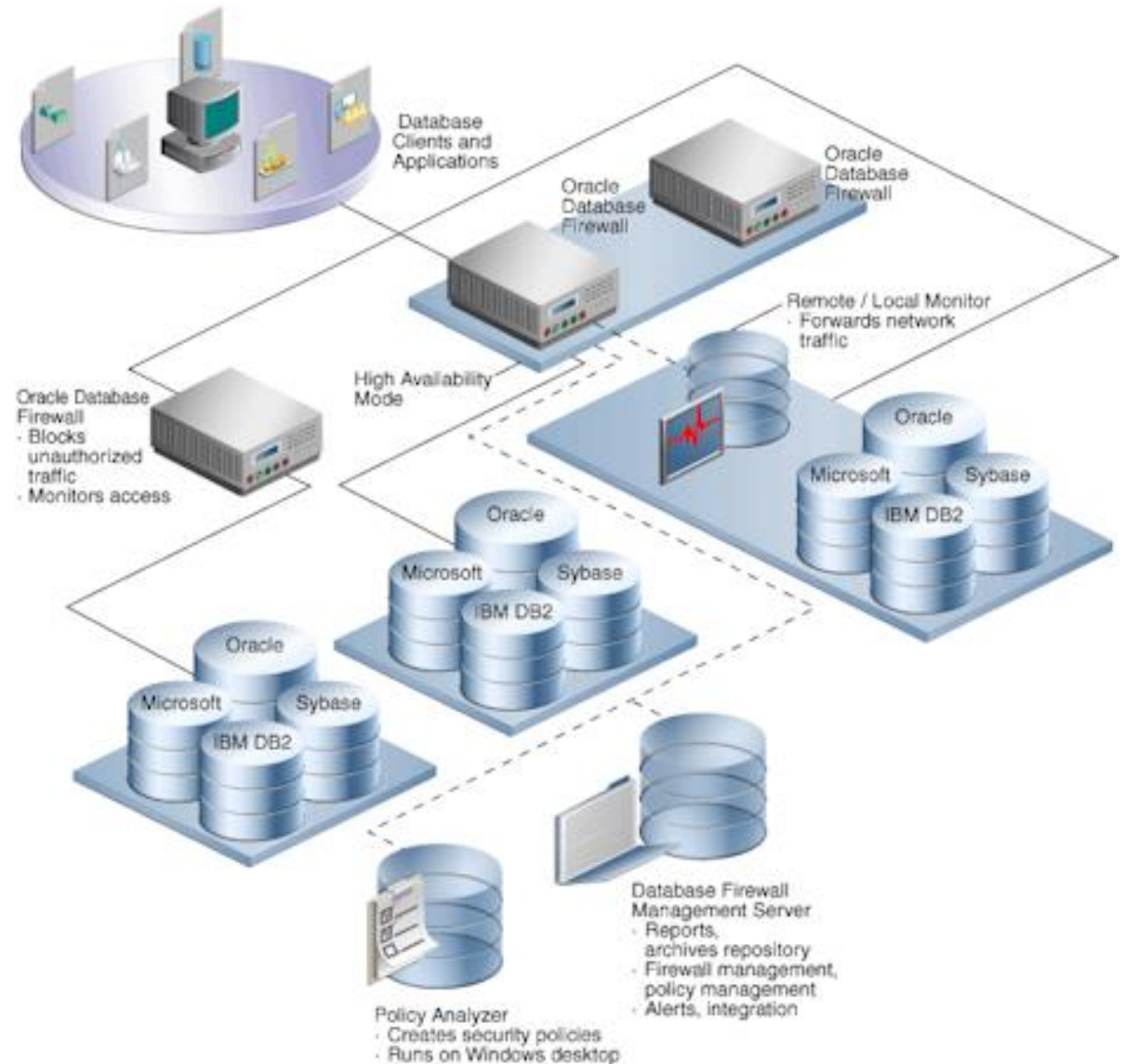
Oracle Security Products

- Oracle provides an extensive range of security products. Some focused solely on the database others focused on the entire technology stack: Among them
 - Monitoring and Blocking
 - Database Firewall
 - Auditing and Tracking
 - Oracle Total Recall
 - Access Control
 - Oracle Identity Management (OID)
 - Oracle Database Vault
 - Oracle Label Security
 - Encryption and Masking
 - Oracle Advanced Security
 - Oracle Secure Backup
 - Oracle Data Masking



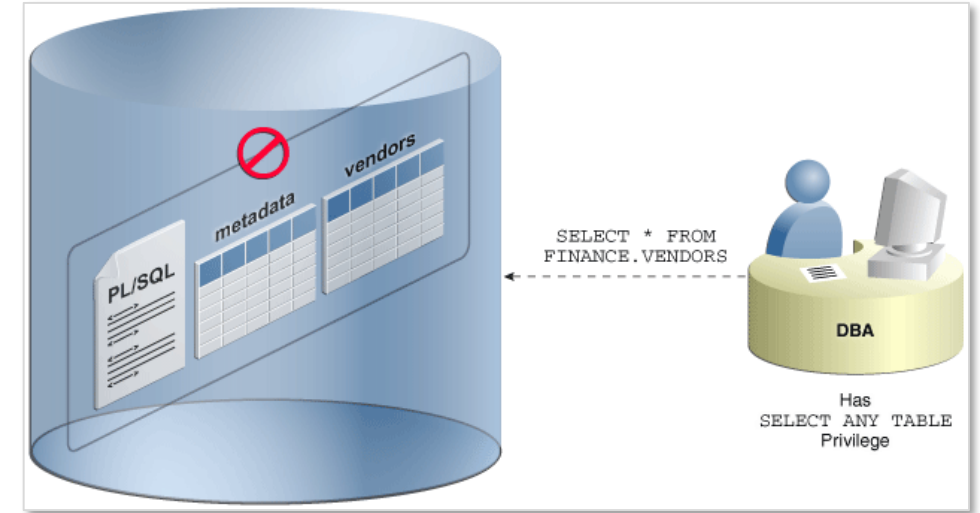
Database Firewall

- Secures and protects data in Oracle, MySQL, Microsoft SQL Server, Sybase Adaptive Server Enterprise (ASE), Sybase SQL Anywhere SQL, and IBM DB2 SQL
- Tools to assess vulnerabilities and enhances existing database security features, such as encryption and authentication
- Blocks attempted attacks, logs activity, and produces warnings
- Traditional systems test syntax of statements passed to the database, recognizing redefined expressions
- Analyzing the meaning of SQL and can prevent zero-day attack
- Protects against attacks originating from within the corporate network, as well as from external sources



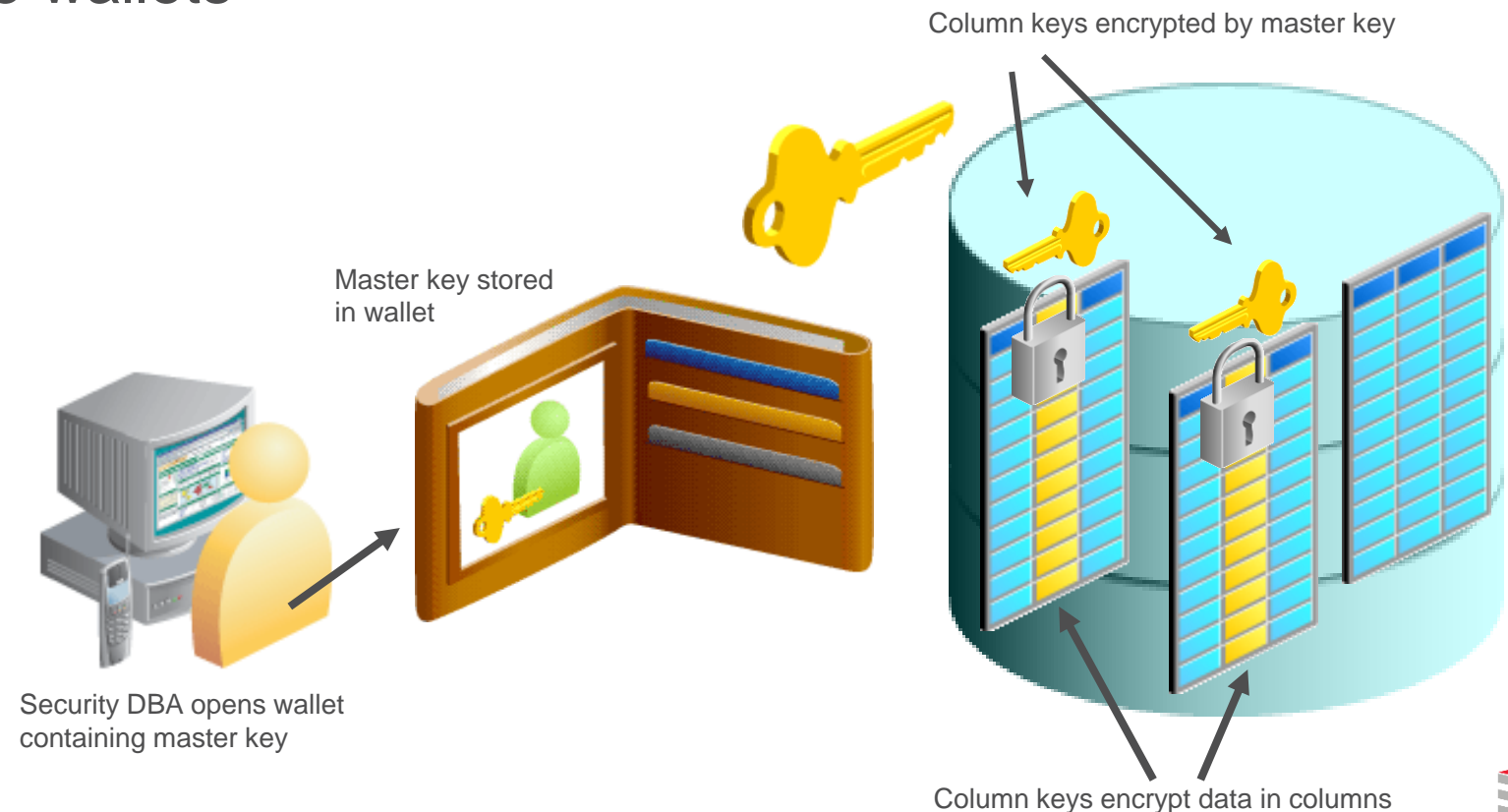
Database Vault

- Provides security controls to help protect application data from unauthorized access, and comply with privacy and regulatory requirements
- You can deploy controls to block privileged account access to application data and control sensitive operations inside the database using multi-factor authorization
- Secures existing database environments transparently, eliminating costly and time consuming application changes
- Creates an environment in which separation of duties can be effectively designed, deployed, and enforced through the creation of secure application roles that are enabled only by Database Vault rules



Wallets & Wallet Manager

- Wallets are a password-protected container used to store authentication and signing credentials, including private keys, certificates, and trusted certificates needed by SSL
- Wallet Manager supports the administrative tasks required for the creation and management of multiple wallets



Enterprise Edition Only (1:2)

- **Advanced Security Option**
 - Encryption through-out the database stack
- **Data Masking**
 - Selective, on-the-fly transformation to protect sensitive data
- **Data Redaction (part of OAS)**
 - Selective, on-the-fly redaction data transformation in SQL query results prior to display
- **Database Vault**
 - Protects sensitive data from access by users with privileged accounts
- **Enterprise User Security**
 - Integration of database user accounts with LDAP
- **Label Security**
 - Fine Grained Access Control extended to finer granularity and control
- **Network Encryption (SSL/TLS)**
 - Encryption of communications between the database and clients, applications, backups utilities, and DR facilities



Enterprise Edition Only (2:2)

- Privilege Analysis
 - Analyses assigned privileges
- Real Application Security
 - Second generation VPD
- Secure External Password Store
 - Uses an Oracle Wallet to hold password credentials
- Transparent Sensitive Data Protection
 - Grouping of columns for application of data masking (redaction) policies
- Virtual Private Database (Row Level Security)
 - Uses PL/SQL functions to create a WHERE clause or append to an existing WHERE clause preventing unauthorized row level data access



Data Redaction (1:2)

- Requires Enterprise Edition
- Requires Licensing
- Replaces traditional data masking with more robust policy based masking capabilities with the power of regular expressions to identify sensitive data
- Based on the built-in DBMS_REDACT package



Data Redaction (2:2)

```
DECLARE
  lSchema      redaction_policies.object_owner%TYPE := USER;
  lObject      redaction_policies.object_name%TYPE := 'PERSON';
  lPolicy      redaction_policies.policy_name%TYPE := 'PERSON_SSN_REDACT';
  lDescript    redaction_policies.policy_description%TYPE := 'SSN Obfuscation';
  lColumn      redaction_columns.column_name%TYPE := 'SSN';
  lColDes     redaction_columns.column_description%TYPE := 'SSN Masking Test';
  lFuncType    BINARY_INTEGER := dbms_redact.full;
  lFuncParam   redaction_columns.function_parameters%TYPE := '';
  lExpression  VARCHAR2(60) := 'SYS_CONTEXT(''SYS_SESSION_ROLES'', ''SUPERVISOR'') = ''FALSE''';
  lEnable      BOOLEAN := FALSE;
  lREPattern   redaction_columns.regexp_pattern%TYPE := NULL;
  lReplString  redaction_columns.regexp_replace_string%TYPE := NULL;
  lREPosition  BINARY_INTEGER := 1;
  lREOccur     BINARY_INTEGER := 0;
  lREMatchParm redaction_columns.regexp_match_parameter%TYPE := NULL;
BEGIN
  dbms_redact.add_policy(lSchema, lObject, lPolicy, lDescript, lColumn, lColDes,
                        lFuncType, lFuncParam, lExpression, lEnable, lREPattern,
                        lReplString, lREPosition, lREOccur, lREMatchParm);
END;
/
```



Enterprise User Security

- Requires Enterprise Edition
- Requires Licensing
- Enterprise users are those users that are defined in a directory and their identity remains constant throughout the enterprise
- Enterprise User Security relies on Oracle Identity Management infrastructure, which in turn uses an LDAP-compliant directory service to centrally store and manage users



Label Security (OLS)

- Requires Enterprise Edition
- Requires Licensing
- Use to secure your database tables at the row level, and assign rows different levels of security based on the row's data
- For example, rows that contain highly sensitive data can be assigned a label entitled **HIGHLY SENSITIVE**; rows that are less sensitive can be labeled as **SENSITIVE**; rows that all users can have access to can be labeled **PUBLIC**

```
SQL> SELECT object_type, COUNT(*)
2 FROM dba_objects
3 WHERE owner = 'LBACSYS'
4 GROUP BY object_type
5* ORDER BY 1;
```

OBJECT_TYPE	COUNT (*)
-----	-----
FUNCTION	24
INDEX	30
LIBRARY	11
PACKAGE	23
PACKAGE BODY	22
PROCEDURE	9
SEQUENCE	3
TABLE	22
TRIGGER	3
TYPE	9
TYPE BODY	4
VIEW	77



Oracle Advanced Security (OAS)

- Only available with Enterprise Edition
- Additional licensing cost
- Required for Transparent Data Encryption (TDE) which transparently to an application encrypts data in datafiles
 - Provides no protection against any theft other than an attempt to copy physical data files
- Required for encrypting RMAN backups to disk
- Required for encrypting DataPump exports
- Required for encrypting Data Guard traffic
- Required for Transparent Data Encryption master key storage



Privilege Analysis

- Requires Enterprise Edition
- Requires Database Vault license
- Implemented with the DBMS_PRIVILEGE_CAPTURE built-in package
- Contains the following objects
 - CREATE_CAPTURE
 - DISABLE_CAPTURE
 - DROP_CAPTURE
 - ENABLE_CAPTURE
 - GENERATE_RESULT

```
DECLARE
  rlist role_name_list;
BEGIN
  rlist := role_name_list(NULL);
  rlist(1) := 'CONNECT';
  rlist.extend;
  rlist(2) := 'EXECUTE_CATALOG_ROLE';

  dbms_privilege_capture.create_capture('
    UWPrivCapt',
    'Test policy',
    dbms_privilege_capture.g_role,
    rlist,
    NULL);

  dbms_privilege_capture.enable_capture('UWPrivCapt');
  dbms_privilege_capture.disable_capture('UWPrivCapt');
  dbms_privilege_capture.generate_result('UWPrivCapt');
END;
/
```



Real Application Security (RAS)

- Requires Enterprise Edition (no extra licensing required)
- Provides a declarative model that enables security policies that encompass not only the business objects being protected but also the principals (users and roles) that have permissions to operate on those business objects
- A policy-based authorization model that recognizes application-level users, privileges, and roles within the database, and then controls access on both static and dynamic collections of records representing business objects
- With built-in support for securely propagating application users' sessions to the database, Oracle RAS allows security policies on data to be expressed directly in terms of the application users, their roles and security contexts
- Can also act as an authorization decision service to assist the application in enforcing security within the middle-tier
- Creates and uses Access Control Lists (ACL) which are a collection of privilege grants or Access Control Entries (ACE), where an ACE grants or denies privileges to a user or a role



Secure External Password Store

- Requires Enterprise Edition
- Requires Licensing
- Uses an external wallet to hold database passwords

```
-- create wallet directory
mkdir $ORACLE_BASE/admin/orabase/wallet

-- modify SQLNET.ORA
NAMES.DIRECTORY_PATH = (TNSNAMES, EZCONNECT)
ENCRYPTION_WALLET_LOCATION = (SOURCE = (METHOD=FILE) (METHOD_DATA = (DIRECTORY = /u01/oracle/admin/orabase\wallet)))
```



Transparent Sensitive Data Protection (TSDP)

- Requires Enterprise Edition
- Requires Licensing
- Permits creating sets of columns with the same sensitive type (like credit card number) on the database level
- Data Redaction is used on the policies for masking sets of columns the same way across a database
- Implemented with the DBMS_TSDP_MANAGE and DBMS_TSDP_PROTECT built-in packages

```
exec dbms_tsdp_manage.add_sensitive_type('FIN_TYPE', 'Finanical Information');  
  
SELECT * FROM dba_tsdp_policy_type;  
  
exec dbms_tsdp_manage.add_sensitive_column('SCOTT', 'EMP', 'SAL', 'FIN_TYPE', 'Employee Salaries');  
  
SELECT * FROM dba_tsdp_policy_protection;
```



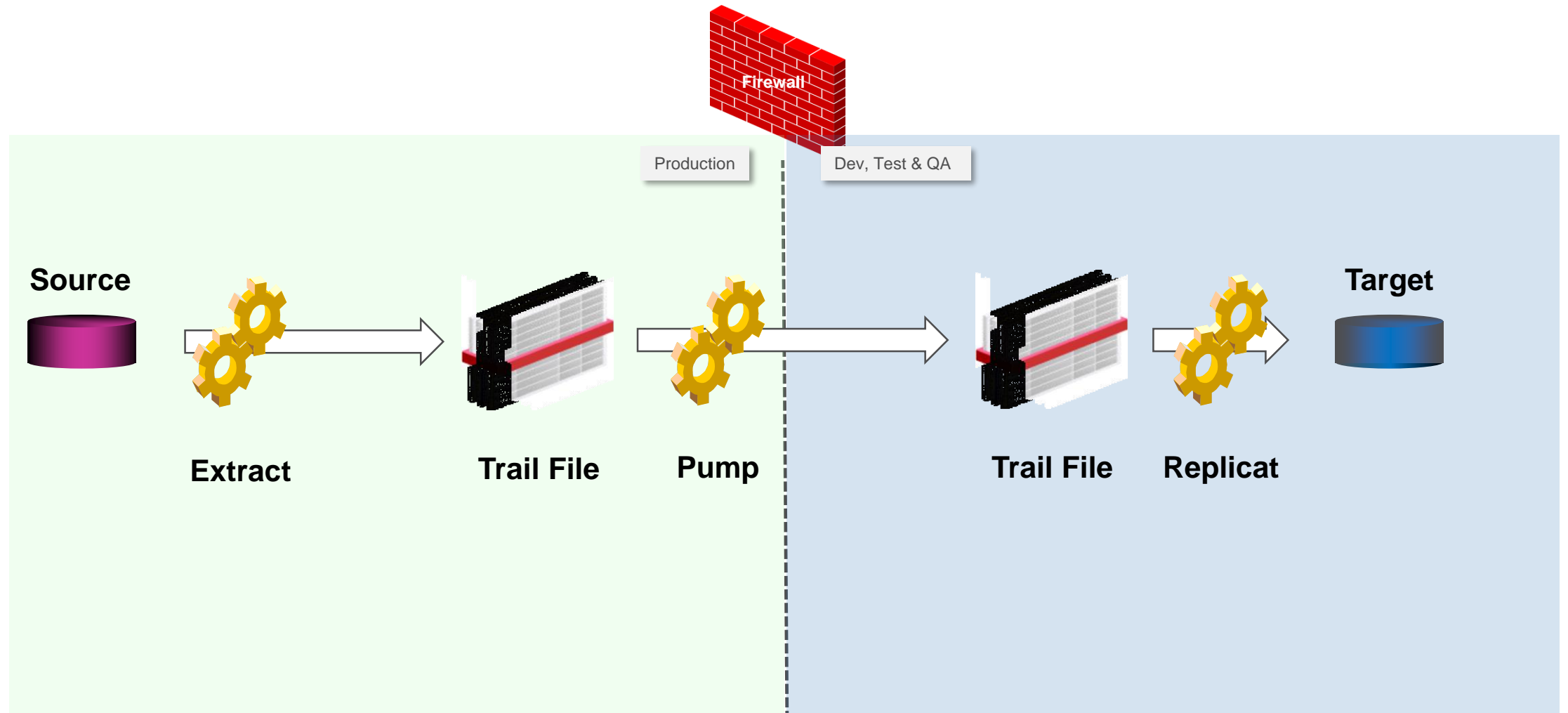
Virtual Private Database aka Row Level Security (VPD / RLS)

- Provides row-level security at the database table or view level
- Can be extended to provide column-level security as well
- Essentially, creates or modifies an existing WHERE clause rewriting a query in the optimizer so that the query cannot return restricted rows or columns
- Based on the built-in DBMS_RLS package

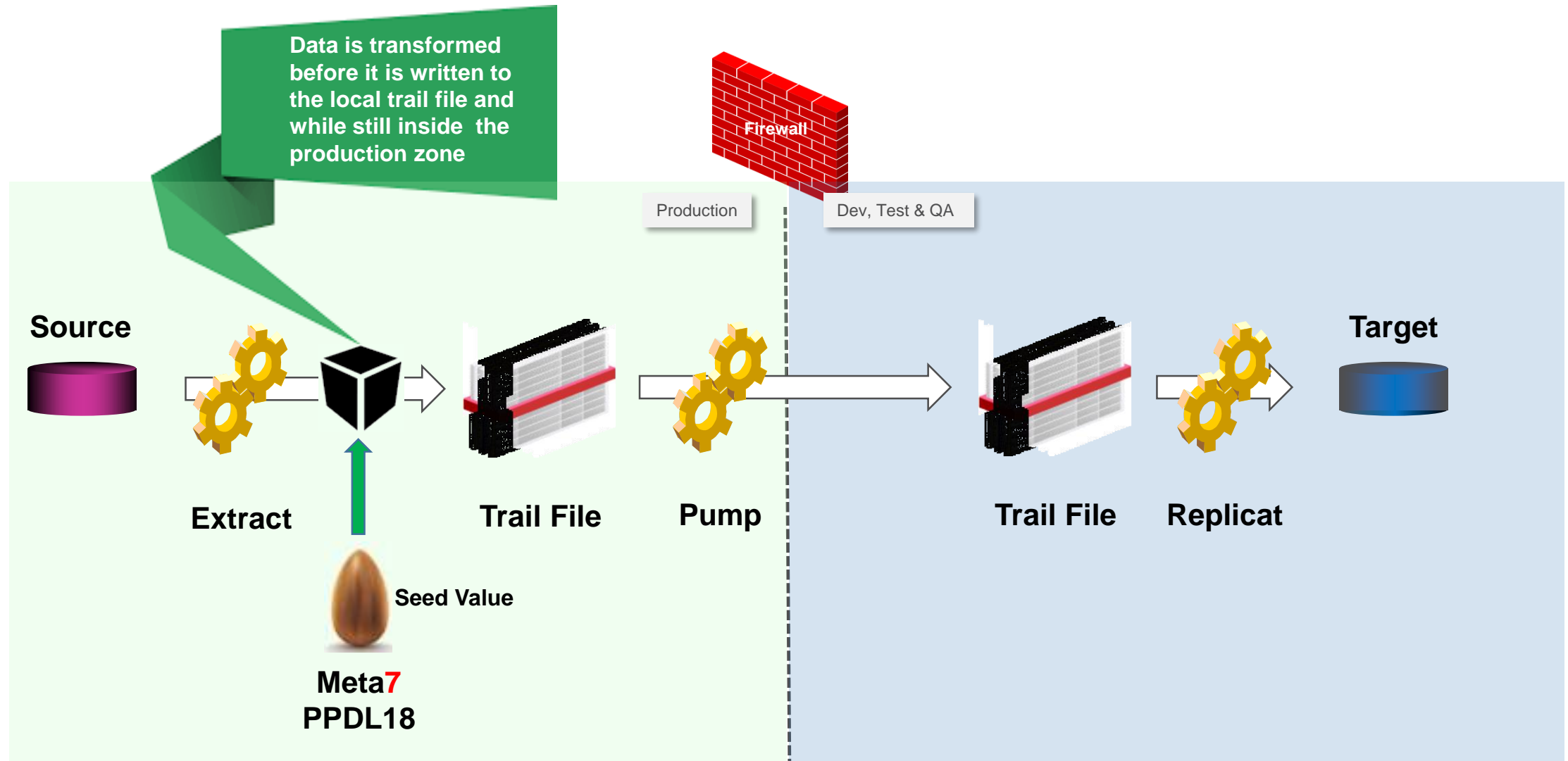
```
FUNCTION empview_sec(owner VARCHAR2, objname VARCHAR2) RETURN VARCHAR2 IS
  predicate VARCHAR2(2000);
BEGIN
  IF (sys_context('exp_rpt', 'exp_role') = 'manager') THEN
    predicate := 'cost_center_id = sys_context(''exp_rpt'', ''cc_number'')';
  ELSE
    predicate := 'employee_id = sys_context(''exp_rpt'', ''emp_number'')';
  END IF;
  RETURN predicate;
END empview_sec;
```



Oracle GoldenGate Data Flow



Oracle GoldenGate Data Flow with Meta7 PPDL18



GoldenGate-PPDL18 Supported Environments

Transaction Sources	Transaction Targets		Operating Systems
<ul style="list-style-type: none"> ▪ HP SQL/MP ▪ HP SQL/MX ▪ IBM DB2 (LUW) ▪ IBM DB2 (Z/OS) ▪ IBM DB2 for I (AS/400) ▪ IBM Informix ▪ JMS message queues ▪ Microsoft SQL Server ▪ Oracle Database ▪ Oracle MySQL ▪ Oracle TimesTen ▪ Sybase ASE ▪ Tandem ▪ Teradata 	<ul style="list-style-type: none"> ▪ Big Data <ul style="list-style-type: none"> ▪ ALO Framework ▪ Apache Flume ▪ Apache Hadoop ▪ Apache HBase ▪ Apache Hive ▪ Apache Kafka ▪ Apache Spark ▪ Apache Storm ▪ AVRO ▪ Base24 (ATM & POS) ▪ HDFS ▪ JSON ▪ MongoDB ▪ EMC Greenplum ▪ HP Enscribe ▪ HP SQL/MP ▪ HP SQL/MX ▪ IBM DB2 (LUW) ▪ IBM DB2 (Z/OS) 	<ul style="list-style-type: none"> ▪ IBM DB2 for I (AS/400) ▪ IBM Informix ▪ IBM Netezza ▪ IBM System I ▪ IBM System Z/OS ▪ JMS Message Queue ▪ Microsoft SQL Server ▪ ODBC Databases ▪ Oracle Database ▪ Oracle MySQL ▪ Oracle NoSQL ▪ Oracle TimesTen ▪ Sybase ASE ▪ Tandem ▪ Teradata ▪ Flat Files ▪ XML Files 	<ul style="list-style-type: none"> ▪ HPUX IA64 ▪ HP NonStop Itanium ▪ IBM AIX ▪ IBM z/OS ▪ IBM iSeries ▪ Linux x86-64 ▪ Oracle Solaris Sparc ▪ Oracle Solaris x86-64 ▪ Windows x86-64 ▪ z/Linux (IBM mainframe)






Perimeter Defense



Database Networks

- Attempts are being made essentially 7 x 24 x 365 to attack your organizations
- If you do not know this then you have insufficient monitoring and most likely many of the attempts are success
- A small division of one of America's largest retailers has not been able to identify a single 24 hour period in the last 5 years during which there was not at least one serious, professional, attempt to access their data



Perimeter Defense (1:3)

- Perimeter defense has never worked
- Did any castle ever built survive all attacks?
- Did the "impenetrable" Maginot line protect the France?
- Did every major break-in in the US fail because of a corporate firewall?

Breach exposes at least 58 million accounts, includes names, jobs, and more

With 2 months left, more than 2.2 billion records dumped so far in 2016.

DAN GOODIN - 10/12/2016, 2:29 PM



Hejin Richards



Perimeter Defense (2:3)

- Many organizations think they are protected because they have a firewall
- The following example is real and came from a customer security audit
- The firewall's configuration, discovered during an audit, allowed direct access from the internet (UNTRUST) to the database servers (BUSINESS-DATA)
- The organization's employees did not understand the rules they wrote

ICMP Allowed from outside to Business-Data Zone

```
set security policies from-zone UNTRUST to-zone Business-Data policy BD-Ping match source-address any
set security policies from-zone UNTRUST to-zone Business-Data policy BD-Ping match destination-address any
set security policies from-zone UNTRUST to-zone Business-Data policy BD-Ping match application junos-ping
set security policies from-zone UNTRUST to-zone Business-Data policy BD-Ping then permit
set security policies from-zone UNTRUST to-zone Business-Data policy BD-Ping then log session-close
```



Perimeter Defense (3:3)

- A firewall should give you no sense of comfort
- Here is another firewall rule set-up discovered during a security audit
- This example cancels the stateful feature of the firewall and make it just like a switch or router with security rules (ACLs)
- All traffic is allowed both from/to the outside interface with security level 0

```
dc-fwsm-app configurations
```

```
1094 access-list INBOUND-CAMPUS extended permit ip any any  
3735 access-group INBOUND-CAMPUS in interface OUTSIDE  
1096 access-list OUTBOUND-CAMPUS extended permit ip any any  
3736 access-group OUTBOUND-CAMPUS out interface OUTSIDE
```

```
dc-fwsm-db configurations
```

```
access-list INBOUND-CAMPUS extended permit ip any any  
access-group INBOUND-CAMPUS in interface OUTSIDE
```

```
access-list OUTBOUND-CAMPUS extended permit ip any any  
access-group OUTBOUND-CAMPUS out interface OUTSIDE
```



Database Networks

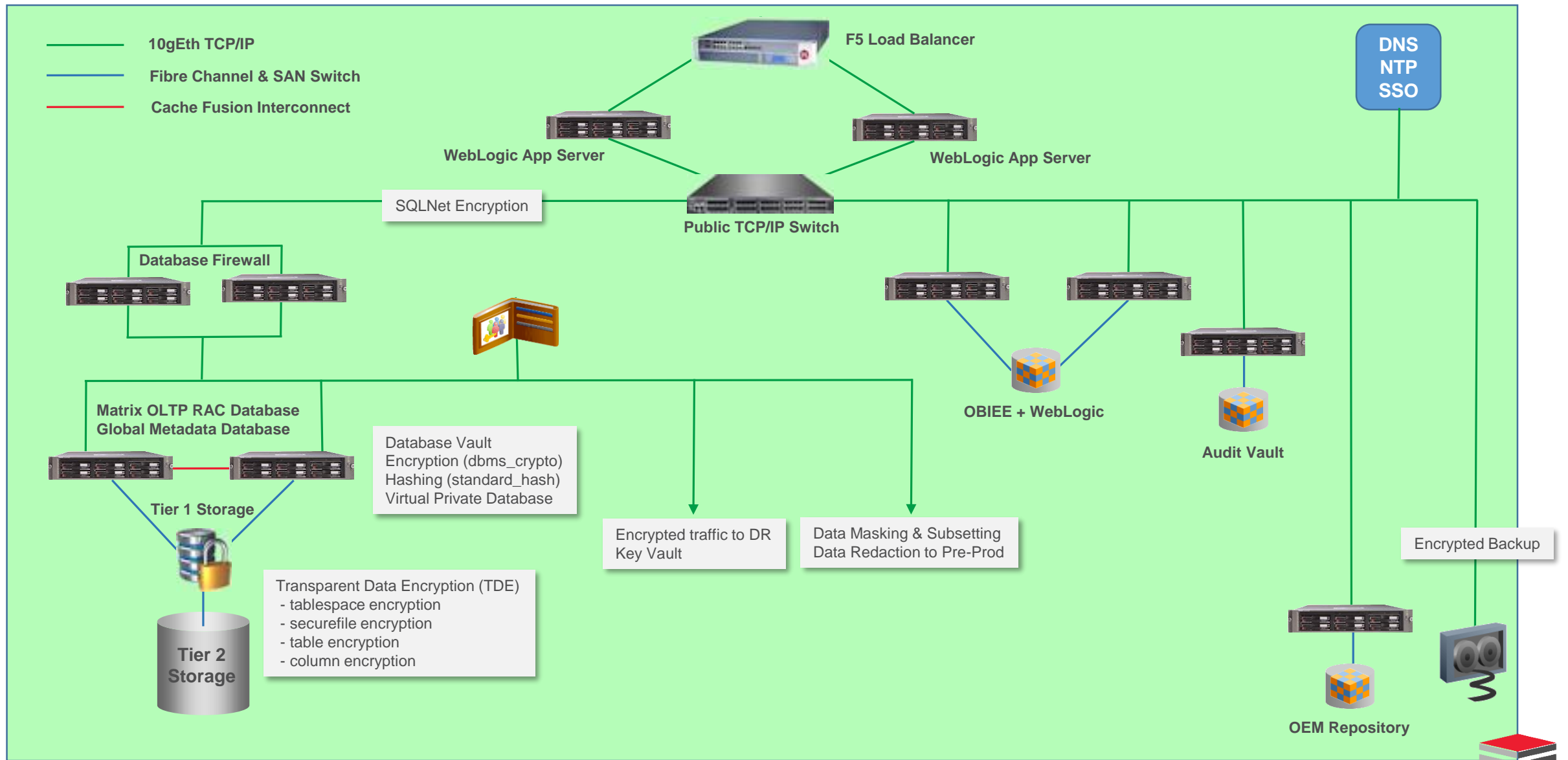
- Every Oracle Database deployment requires multiple network connections

Name	Protocol	Utilization
Management	TCP/IP	System Admin connection to the server's light's-out management card
Public	TCP/IP	Access for applications, DBAs, exports, imports, backups: No keep-alive if RAC
SAN Storage	Fibre Channel	Server connection to a Storage Area Network (SAN)
NAS Storage	TCP/IP or IB	Connection to an NFS or DNFS mounted storage array
RAC Cache Fusion interconnect	UDP or IB	Jumbo Frames, no keep-alive, with custom configured read and write caching
Replication	TCP/IP	Data Guard and GoldenGate
Backup and Import/Export	TCP/IP	RMAN, DataPump, CommVault, Data Domain, ZFS, ZDLRA

- Every one of these networks provides access to critical infrastructure
- No conversation on networking is complete without considering firewalls, DNS and NTP servers, load balancers, and a large variety of mobile and Internet of Things devices



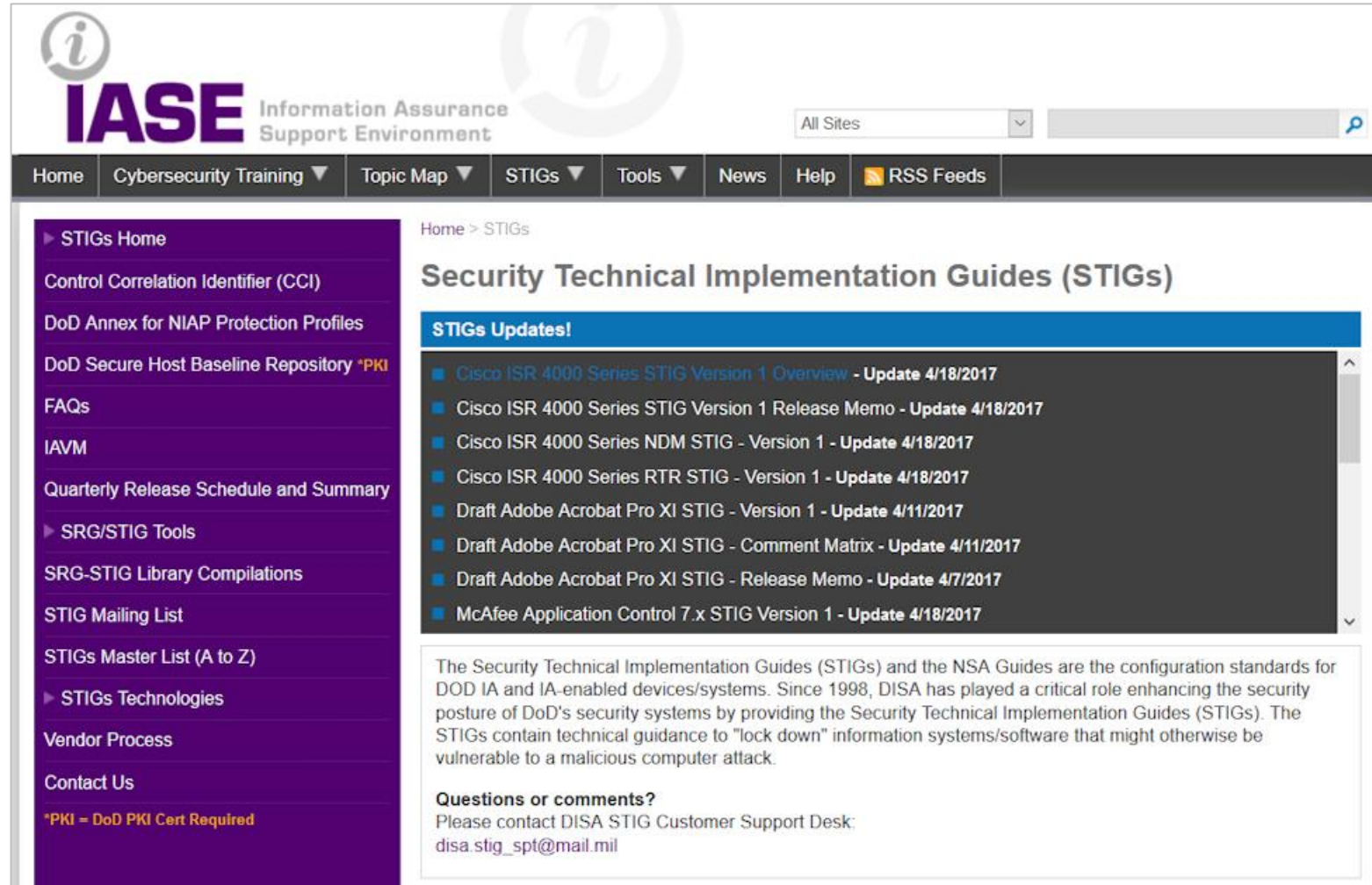
Example Minimum Environment





Security Support Resources





The screenshot shows the IASE (Information Assurance Support Environment) website. The header includes the IASE logo and a search bar. The navigation menu contains links for Home, Cybersecurity Training, Topic Map, STIGs, Tools, News, Help, and RSS Feeds. The main content area is titled "Security Technical Implementation Guides (STIGs)" and features a "STIGs Updates!" section with a list of recent updates, including Cisco ISR 4000 Series STIG Version 1 Overview and Draft Adobe Acrobat Pro XI STIG. A sidebar on the left provides a comprehensive list of resources such as STIGs Home, Control Correlation Identifier (CCI), DoD Annex for NIAP Protection Profiles, DoD Secure Host Baseline Repository, FAQs, IAVM, Quarterly Release Schedule and Summary, SRG/STIG Tools, SRG-STIG Library Compilations, STIG Mailing List, STIGs Master List (A to Z), STIGs Technologies, Vendor Process, and Contact Us. A footer note indicates that PKI is required for DoD PKI Cert.

IASE Information Assurance Support Environment

All Sites

Home Cybersecurity Training Topic Map STIGs Tools News Help RSS Feeds

Home > STIGs

Security Technical Implementation Guides (STIGs)

STIGs Updates!

- [Cisco ISR 4000 Series STIG Version 1 Overview - Update 4/18/2017](#)
- [Cisco ISR 4000 Series STIG Version 1 Release Memo - Update 4/18/2017](#)
- [Cisco ISR 4000 Series NDM STIG - Version 1 - Update 4/18/2017](#)
- [Cisco ISR 4000 Series RTR STIG - Version 1 - Update 4/18/2017](#)
- [Draft Adobe Acrobat Pro XI STIG - Version 1 - Update 4/11/2017](#)
- [Draft Adobe Acrobat Pro XI STIG - Comment Matrix - Update 4/11/2017](#)
- [Draft Adobe Acrobat Pro XI STIG - Release Memo - Update 4/7/2017](#)
- [McAfee Application Control 7.x STIG Version 1 - Update 4/18/2017](#)

The Security Technical Implementation Guides (STIGs) and the NSA Guides are the configuration standards for DOD IA and IA-enabled devices/systems. Since 1998, DISA has played a critical role enhancing the security posture of DoD's security systems by providing the Security Technical Implementation Guides (STIGs). The STIGs contain technical guidance to "lock down" information systems/software that might otherwise be vulnerable to a malicious computer attack.

Questions or comments?
Please contact DISA STIG Customer Support Desk:
disa.stig_spt@mail.mil

STIGs Home
Control Correlation Identifier (CCI)
DoD Annex for NIAP Protection Profiles
DoD Secure Host Baseline Repository *PKI
FAQs
IAVM
Quarterly Release Schedule and Summary
SRG/STIG Tools
SRG-STIG Library Compilations
STIG Mailing List
STIGs Master List (A to Z)
STIGs Technologies
Vendor Process
Contact Us
*PKI = DoD PKI Cert Required

<http://iase.disa.mil/stigs/Pages/index.aspx>



- A STIG is a Security Technical Implementation Guide produced or approved by the US Department of Defense
- Oracle has published STIGs at My Oracle Support for Exadata and ODA
 - But the "CHECK" option can be run on any Linux server
- Oracle Support provides a downloadable script that can be used to check an ODA against STIG requirements and identify three levels of violations
- We strongly recommend running the script with the **-check** option but recommend having your Linux System Admin correct those issues you wish to correct manually

Warning: Never run the STIG script with the -fix option

- Ctrl-Alt-Del combination to shutdown system is enabled
- Password for grub not enabled
- Privilege account 'halt' is present
- Privilege account 'shutdown' is present
- RealVNC rpm is installed on system
- sendmail decode command is not commented in /etc/aliases
- **Support for USB device found in kernel**



The screenshot shows a web browser window displaying the Oracle My Oracle Support page. The search results for 'oda stig' are shown on the left, with the top result selected. The main content area displays the details for 'STIG Implementation Script for Oracle Database Appliance (Doc ID 1461102.1)'. The page includes sections for 'APPLIES TO', 'GOAL', and 'SOLUTION'. The 'GOAL' section describes the script's purpose in assessing and improving security configurations. The 'SOLUTION' section includes a link to download the latest STIG script. On the right side, there are interactive elements like 'Was this document helpful?' and 'Document Details'.

Search: oda stig

Back to Results

- STIG Implementation Script for Oracle Database Appliance (1461102.1)
- Oracle Database Appliance DoD C&A STIG (1456609.1)
- Oracle Database Appliance Upgrade Steps Finding Tool (1519650.1)
- Oracle Database Appliance - 12.1.2 and 2.X Supported ODA Versions & Known Issues (888888.1)
- Information Center: Oracle Database Appliance (1417713.2)
- OTN doc for 12c Cloud Control on ODA (1673246.1)
- ODA (Oracle Database Appliance) Different Disks Randomly Disappear After a Reboot (1420126.1)
- ALERT Diskgroup Corruption Due to Invalid ASM Block Header [endian_kfbh] for Devices Larger Than 2TB with ADVM Volume on X5-2 ODA - 12.1.2.2 and 12.1.2.3 Only (2038152.1)
- Guest VM Running Slow and is not Able to Use All the CPUs Assigned to it on ODA (1928868.1)
- Physical Infiniband Link Will Go Down When on Surviving Node When One Node Is Shutdown in ODA X5-2 (2013879.1)

Load More... **Back to Results**

★ STIG Implementation Script for Oracle Database Appliance (Doc ID 1461102.1) **To Bottom**

APPLIES TO:

Oracle Database Appliance - Version All Versions and later
 Oracle Database Appliance Software - Version 2.2.0.0 to 12.1.2.4 [Release 2.2 to 12.1]
 Linux x86-64

GOAL

The ODA STIG script provides prescriptive steps that can be used to both assess and improve the security configuration of the Oracle Database Appliance. This script is based on the Oracle Linux 5 Security Technical Implementation Guide (STIG) that can be found at <http://iase.disa.mil>.

For more information Please contact tammy.bednar@oracle.com

SOLUTION

Download the latest STIG script>

Was this document helpful?

Yes
 No

Document Details

Type:	HOWTO
Status:	REVIEWED
Last Major Update:	Sep 11, 2015
Last Update:	Sep 11, 2015

Related Products

- Oracle Database Appliance Software
- Oracle Database Appliance

Information Centers

- Information Center: Oracle Database Appliance [1417713.2]



Center For Internet Security (CIS)

- CIS is the source of audit guidelines and auditors for e-commerce websites



The screenshot shows the CIS website homepage. At the top left is the CIS logo with the text "Center for Internet Security". To the right is the tagline "Confidence in the Connected World". Below the logo are three navigation tabs: "Cybersecurity Best Practices", "Cybersecurity Tools", and "Cybersecurity Threats". On the right side, there are "Quick Links" for "CIS Controls", "CIS Benchmarks", "CIS-CAT Pro", and "MS-ISAC". Below these is a search bar. Further down is an orange button that says "Find Strength in Community" with a globe icon, and a "Join the Discussion" link. A blue banner in the center contains the text: "CIS harnesses the power of a global IT community to safeguard public and private organizations against cyber threats." To the right of this banner is a section for "MS-ISAC" with the text: "CIS is home to the Multi-State Information Sharing and Analysis Center" and a "Learn more" link. At the bottom, there is a blue footer with three columns of text: "Consensus-based Guidelines" (CIS Benchmarks and CIS Controls are consensus-based guides curated), "Objective Standards" (Our security best practices are referenced global standards verified by), and "Secure Online Experience" (CIS is an independent, non-profit organization with a mission to).

<https://www.cisecurity.org>





User Management



Application Access

- At many major Oracle customers there are two types of users defined
 - human: a sentient human will use this user-id to log on
 - mechid: an application or application server will use this user-id to connect
- All application schemas should be created with a mechid
- Application schemas should be granted the privileges required to create objects then
 - Revoke all system privileges from the application schema
 - Lock the schema and expire the password
 - Audit attempts to log onto the application schema directly

```
SQL> ALTER USER ps ACCOUNT LOCK;  
SQL> REVOKE create session FROM ps;  
SQL> REVOKE create table FROM ps;  
SQL> REVOKE create procedure FROM ps;  
SQL> REVOKE create view FROM ps;  
SQL> ... enable auditing
```



Users

New: 12cR1

AUDSYS
GSMADMIN_INTERNAL
GSMCATUSER
GSMUSER
PDBADMIN
SYSBACKUP
SYSDG
SYSKM

New: 12cR2

APEX_050100
APEX_INSTANCE_ADMIN_USER
APEX_LISTENER
APEX_REST_PUBLIC_USER
DBJSON
DBSFUSER
GGSYS
HRREST
OBE
ORDS_METADATA
ORDS_PUBLIC_USER
PDBADMIN
REMOTE_SCHEDULER_AGENT
RESTFUL
SYS\$UMF
SYSRAC
XDBEXT
XDBPM
XFILES

Dropped

BI, OE, PM, SH, and SPATIAL_WFS_USR



New Users With Escalated Privs

USERNAME	Usage
GGSYS	The internal account used by Oracle GoldenGate. It should not be unlocked or used for a database login.
SYSBACKUP	This privilege allows a user to perform backup and recovery operations either from Oracle Recovery Manager (RMAN) or SQL*Plus.
SYSDG	This privilege allows a user to perform Data Guard operations can use this privilege with either Data Guard Broker or the DGMGRL command-line interface.
SYSKM	This privilege allows a user to perform Transparent Data Encryption keystore operations.
SYSRAC	This privilege allows the Oracle agent of Oracle Clusterware to perform Oracle Real Application Clusters (Oracle RAC) operations. SYSRAC facilitates Oracle Real Application Clusters (Oracle RAC) operations by connecting to the database by the Clusterware agent on behalf of Oracle RAC utilities such as SRVCTL.



Proxy Users (1:3)

- Here's what the Oracle docs say about proxy users: They are not wrong but incomplete and misleading

About Proxy Authentication

Proxy authentication is the process of using a middle-tier for user authentication. You can design a middle-tier server to proxy clients in a secure fashion by using the following three forms of proxy authentication:

- The source of the above statement is the "Database JDBC Developer's Guide"
- Here's what Tom Kyte wrote ...

and we said...

```
a proxy user is a user that is allowed to "connect on behalf of another user"
```

```
say you have a middle tier application. You want to use a connection pool. You need to use a single user for that. Say that user is "midtier"
```

```
Scott can grant connect through to this midtier user.
```

- And, of course Tom Kyte was correct



Proxy Users (2:3)

- ... and proxy users cannot be spoofed

So now the midtier user (which has just "create session" and "connect through to scott") authenticates to the database and sets up the connection pool. This midtier user is just a regular user -- anything you can do to scott, you can do to midtier, but it generally isn't relevant. For the only thing midtier will do in the database is connect really!

So, scott comes along and convinces the midtier "i am really scott". The midtier then says to the database "you know me, I'm midtier and I'd like to pretend to be scott for a while". the database looks and says "yes midtier, you are allowed to be scott for a while -- go ahead". At this point -- that midtier connection will have a session where by "select user from dual" will return SCOTT -- not midtier.

Scott never gave the midtier his password to the database, in fact, scott might not even KNOW what his password to the database is!

Now, this SCOTT session that was created on behalf of the midtier connection is subject to all of the rules and privs around the user SCOTT -- it can only do what scott is allowed to do.

The nice thing about this is:

- o you have auditing back, the database knows who is using it. no more of this "single username" junk.

- o you have grants back, you don't have to reinvent security over and over and over.

- o you have identity preserved all of the way from the browser through the middle tier and into the database.



Proxy Users (3:3)

```
-- create a non-human database user
SQL> CREATE USER mechid
  2 IDENTIFIED BY "A1Ac9C81292FC1CF0b8A40#5F04C0A"
  3 DEFAULT TABLESPACE uwdata
  4 TEMPORARY TABLESPACE temp
  5 QUOTA 100M ON uwdata;
```

User created.

```
SQL> ALTER USER mechid ACCOUNT LOCK;
```

Grant succeeded.

```
SQL> AUDIT CONNECT BY scott ON BEHALF OF mechid;
```

Audit succeeded.

```
-- create proxy for mechid
```

```
SQL> ALTER USER mechid GRANT CONNECT THROUGH scott;
```

User altered.

```
SQL> SELECT * FROM sys.proxy_info$;
```

CLIENT#	PROXY#	CREDENTIAL_TYPE#	FLAGS
142	109	0	5

```
SQL> conn scott[MECHID]/tiger@pdbdev
Connected.
```

```
SQL> sho user
USER is "MECHID"
```

```
SQL> SELECT sys_context('USERENV', 'CURRENT_SCHEMA')
  2 FROM dual;
```

```
SYS_CONTEXT('USERENV', 'CURRENT_SCHEMA')
```

MECHID

```
SQL> SELECT sys_context('USERENV', 'CURRENT_USER')
  2 FROM dual;
```

```
SYS_CONTEXT('USERENV', 'CURRENT_USER')
```

MECHID

```
SQL> SELECT sys_context('USERENV', 'PROXY_USER')
  2 FROM dual;
```

```
SYS_CONTEXT('USERENV', 'PROXY_USER')
```

SCOTT



User Authentication and Permissions

- No user should be created using the default profile
- Check for default password usage
 - If you find default passwords being used either change the passwords or lock and expire the account
- Do not use externally authenticated users such as OPS\$ unless you can prove that O/S access is secure and will stay that way which, of course, you cannot do
- CIS audit check 4.07 specifically checks for the use of externally authenticated access

```
SQL> SELECT d.con_id, d.username, u.account_status
2 FROM cdb_users_with_defpwd d, cdb_users u
3 WHERE d.username = u.username
4 AND u.account_status = 'OPEN'
5 ORDER BY 3,1, 2;
```

CON_ID	USERNAME	ACCOUNT_STATUS
1	SYS	OPEN
1	SYS	OPEN
1	SYSTEM	OPEN
1	SYSTEM	OPEN
3	HR	OPEN
3	OE	OPEN
3	PM	OPEN
3	SCOTT	OPEN
3	SH	OPEN
3	SYS	OPEN
3	SYS	OPEN
3	SYSTEM	OPEN
3	SYSTEM	OPEN



Profiles (1:4)

password_life_time restricts the password lifetime will help deter brute force attacks against user accounts and refresh passwords.

password_reuse_max sets the number of different passwords that must be rotated by the user before the current password can be reused. This prevents users from cycling through a few common passwords and helps ensure the integrity and strength of user credentials.

password_reuse_time sets the amount of time that must pass before a password can be reused. Creating a long window before password reuse helps protect from password brute force attacks and helps the strength and integrity of the user credential.

password_lock_time specifies the amount of time in days that the account will be locked out if the maximum number of authentication attempts has been reached.

password_grace_time specified in days the amount of time that the user is warned to change their password before their password expires.



Profiles (2:4)

12cR1 Default

COMPOSITE_LIMIT	UNLIMITED
CONNECT_TIME	UNLIMITED
CPU_PER_CALL	UNLIMITED
CPU_PER_SESSION	UNLIMITED
FAILED_LOGIN_ATTEMPTS	10
IDLE_TIME	UNLIMITED

LOGICAL_READS_PER_CALL	UNLIMITED
LOGICAL_READS_PER_SESSION	UNLIMITED
PASSWORD_GRACE_TIME	7
PASSWORD_LIFE_TIME	180
PASSWORD_LOCK_TIME	1
PASSWORD_REUSE_MAX	UNLIMITED
PASSWORD_REUSE_TIME	UNLIMITED
PASSWORD_VERIFY_FUNCTION	NULL
PRIVATE_SGA	UNLIMITED
SESSIONS_PER_USER	UNLIMITED

12cR2 ORA_STIG_PROFILE

COMPOSITE_LIMIT	UNLIMITED
CONNECT_TIME	UNLIMITED
CPU_PER_CALL	UNLIMITED
CPU_PER_SESSION	UNLIMITED
FAILED_LOGIN_ATTEMPTS	3
IDLE TIME	15

INACTIVE_ACCOUNT_TIME	35
LOGICAL_READS_PER_CALL	UNLIMITED
LOGICAL_READS_PER_SESSION	UNLIMITED
PASSWORD_GRACE_TIME	5
PASSWORD_LIFE_TIME	60
PASSWORD_LOCK_TIME	UNLIMITED
PASSWORD_REUSE_MAX	10
PASSWORD_REUSE_TIME	265
PASSWORD_VERIFY_FUNCTION	ORA12C_STIG_VERIFY_FUNCTION
PRIVATE_SGA	UNLIMITED
SESSIONS_PER_USER	UNLIMITED

Starting with this release, you can use the INACTIVE_ACCOUNT_TIME parameter to automatically lock the account of a database user who has not logged in to the database instance in a specified number of days.



Profiles (3:4)

- Run `$ORACLE_HOME/rdbms/admin/utlpwdmg.sql`

```
-- This script alters the default parameters for Password Management
-- This means that all the users on the system have Password Management
-- enabled and set to the following values unless another profile is
-- created with parameter values set to different value or UNLIMITED
-- is created and assigned to the user.
```

```
ALTER PROFILE DEFAULT LIMIT
FAILED_LOGIN_ATTEMPTS      10
INACTIVE_ACCOUNT_TIME     UNLIMITED
PASSWORD_GRACE_TIME       7
PASSWORD_LIFE_TIME        UNLIMITED
PASSWORD_LOCK_TIME        1
PASSWORD_REUSE_TIME       UNLIMITED
PASSWORD_REUSE_MAX        UNLIMITED
PASSWORD_VERIFY_FUNCTION  ora12c_verify_function;
```



- Uncomment the CIS or STIG profiles for improved security

```
/**  
The below set of password profile parameters would take into consideration  
recommendations from Center for Internet Security[CIS Oracle 11g].
```

```
ALTER PROFILE DEFAULT LIMIT  
PASSWORD_LIFE_TIME 180  
PASSWORD_GRACE_TIME 7  
PASSWORD_REUSE_TIME UNLIMITED  
PASSWORD_REUSE_MAX UNLIMITED  
FAILED_LOGIN_ATTEMPTS 10  
PASSWORD_LOCK_TIME 1  
INACTIVE_ACCOUNT_TIME UNLIMITED  
PASSWORD_VERIFY_FUNCTION ora12c_verify_function;  
*/
```

```
/**  
The below set of password profile parameters would take into  
consideration recommendations from Department of Defense Database  
Security Technical Implementation Guide[STIG v8R1].
```

```
ALTER PROFILE DEFAULT LIMIT  
PASSWORD_LIFE_TIME 60  
PASSWORD_REUSE_TIME 365  
PASSWORD_REUSE_MAX 5  
FAILED_LOGIN_ATTEMPTS 3  
PASSWORD_VERIFY_FUNCTION ora12c_strong_verify_function;*/
```



Secure Configuration

- A script run as part of installation that creates a "secure configuration"
- Review the script `$ORACLE_HOME/rdbms/admin/secconf.sql`

```
Rem    Secure configuration settings for the database include a reasonable
Rem    default password profile, password complexity checks, audit settings
Rem    (enabled, with admin actions audited), and as many revokes from PUBLIC
Rem    as possible. In the first phase, only the default password profile is included.
```

Can perform the following

- Modifies the Default profile
- Creates audit policy: `ORA_ACCOUNT_MGMT`
- Creates audit policy: `ORA_DATABASE_PARAMETER`
- Creates audit policy: `ORA_LOGON_FAILURES`
- Creates audit policy: `ORA_SECURECONFIG`
- Creates audit policy: `ORA_CIS_RECOMMENDATIONS`
- Executed indirectly when `$ORACLE_HOME/rdbms/admin/catproc.sql` is run



- Roles can be further protected through passwords and PL/SQL package validation

```
-- role secured by password
CREATE ROLE read_only IDENTIFIED BY "S0^Sorry";

-- role secured by PL/SQL package
CREATE OR REPLACE PACKAGE db_security AUTHID CURRENT_USER IS
    PROCEDURE enable_role;
END db_security;
/

CREATE OR REPLACE PACKAGE BODY db_security IS
    PROCEDURE enable_role IS
    BEGIN
        dbms_session.set_role('read_only');
    END enable_role;
END db_security;
/

SELECT * FROM dba_application_roles;

CREATE ROLE read_only IDENTIFIED USING db_security;
```

- A PL/SQL package can perform numerous tests to identify the user and their connection before granting access
- If the package object returns an exception the role is not granted



Roles (2:2)

12cR1 New

ADM_PARALLEL_EXECUTE_TASK
APEX_GRANTS_FOR_NEW_USERS_ROLE
AUDIT_ADMIN
AUDIT_VIEWER
CAPTURE_ADMIN
CDB_DBA
DBAHADOOP
DV_AUDIT_CLEANUP
DV_GOLDENGATE_ADMIN
DV_GOLDENGATE_REDO_ACCESS
DV_MONITOR
DV_PATCH_ADMIN
DV_STREAMS_ADMIN
DV_XSTREAM_ADMIN
EM_EXPRESS_ALL
EM_EXPRESS_BASIC
GSMADMIN_ROLE
GSMUSER_ROLE
GSM_POOLADMIN_ROLE
HS_ADMIN_SELECT_ROLE
LBAC_DBA
OPTIMIZER_PROCESSING_RATE
PDB_DBA
PROVISIONER
XS_CACHE_ADMIN
XS_NAMESPACE_ADMIN
XS_RESOURCE
XS_SESSION_ADMIN

12cR1 Dropped

DELETE_CATALOG_ROLE

12cR2 New

APEX_ADMINISTRATOR_READ_ROLE
APPLICATION_TRACE_VIEWER
DATAPATCH_ROLE
DBJAVASCRIPT
DBMS_MDX_INTERNAL
DV_POLICY_OWNER
GGSYS_ROLE
RDFCTX_ADMIN
RECOVERY_CATALOG_OWNER_VPD
SODA_APP
SYSUMF_ROLE
XFILES_ADMINISTRATOR
XFILES_USER
XS_CONNECT

12cR2 Dropped

DBAHADOOP
SPATIAL_WFS_ADMIN
WFS_USR_ROLE
XS_RESOURCE





System & Object Privs



Granting Privileges

- The rule is simple ... never grant privileges in excess of those required to perform a specified job function
- Don't grant "ANY" privileges without documented justification
- If you have not done so in the last 12 months review all users for their system privileges and revoke those not required
- There is literally no excuse for granting Oracle's DBA role to any user
 - No one should have privileges they don't need and don't know what they do



System Privileges Granted to the DBA Role

```
SQL> select privilege
  2 FROM dba_sys_privs
  3 WHERE grantee = 'DBA'
  4 ORDER BY 1;
```

PRIVILEGE

```
-----
-----
ADMINISTER ANY SQL TUNING SET
ADMINISTER DATABASE TRIGGER
ADMINISTER RESOURCE MANAGER
ADMINISTER SQL MANAGEMENT OBJECT
ADMINISTER SQL TUNING SET
ADVISOR
ALTER ANY ASSEMBLY
ALTER ANY CLUSTER
ALTER ANY CUBE
ALTER ANY CUBE BUILD PROCESS
ALTER ANY CUBE DIMENSION
ALTER ANY DIMENSION
ALTER ANY EDITION
ALTER ANY EVALUATION CONTEXT
ALTER ANY INDEX
ALTER ANY INDEXTYPE
ALTER ANY LIBRARY
ALTER ANY MATERIALIZED VIEW
ALTER ANY MEASURE FOLDER
ALTER ANY MINING MODEL
ALTER ANY OPERATOR
ALTER ANY OUTLINE
ALTER ANY PROCEDURE
ALTER ANY ROLE
ALTER ANY RULE
ALTER ANY RULE SET
ALTER ANY SEQUENCE
ALTER ANY SQL PROFILE
ALTER ANY SQL TRANSLATION PROFILE
ALTER ANY TABLE
ALTER ANY TRIGGER
ALTER ANY TYPE
ALTER DATABASE
ALTER PROFILE
ALTER RESOURCE COST
ALTER ROLLBACK SEGMENT
ALTER SESSION
ALTER SYSTEM
ALTER TABLESPACE
ALTER USER
ANALYZE ANY
ANALYZE ANY DICTIONARY
AUDIT ANY
AUDIT SYSTEM
```

```
BACKUP ANY TABLE
BECOME USER
CHANGE NOTIFICATION
COMMENT ANY MINING MODEL
COMMENT ANY TABLE
CREATE ANY ASSEMBLY
CREATE ANY CLUSTER
CREATE ANY CONTEXT
CREATE ANY CREDENTIAL
CREATE ANY CUBE
CREATE ANY CUBE BUILD PROCESS
CREATE ANY CUBE DIMENSION
CREATE ANY DIMENSION
CREATE ANY DIRECTORY
CREATE ANY EDITION
CREATE ANY EVALUATION CONTEXT
CREATE ANY INDEX
CREATE ANY INDEXTYPE
CREATE ANY JOB
CREATE ANY LIBRARY
CREATE ANY MATERIALIZED VIEW
CREATE ANY MEASURE FOLDER
CREATE ANY MINING MODEL
CREATE ANY OPERATOR
CREATE ANY OUTLINE
CREATE ANY PROCEDURE
CREATE ANY RULE
CREATE ANY RULE SET
CREATE ANY SEQUENCE
CREATE ANY SQL PROFILE
CREATE ANY SQL TRANSLATION
PROFILE
CREATE ANY SYNONYM
CREATE ANY TABLE
CREATE ANY TRIGGER
CREATE ANY TYPE
CREATE ANY VIEW
CREATE ASSEMBLY
CREATE CLUSTER
CREATE CREDENTIAL
CREATE CUBE
CREATE CUBE BUILD PROCESS
CREATE CUBE DIMENSION
CREATE DATABASE LINK
CREATE DIMENSION
CREATE EVALUATION CONTEXT
CREATE EXTERNAL JOB
CREATE INDEXTYPE
CREATE JOB
CREATE LIBRARY
CREATE MATERIALIZED VIEW
CREATE MEASURE FOLDER
```

```
CREATE MINING MODEL
CREATE OPERATOR
CREATE PLUGGABLE DATABASE
CREATE PROCEDURE
CREATE PROFILE
CREATE PUBLIC DATABASE LINK
CREATE PUBLIC SYNONYM
CREATE ROLE
CREATE ROLLBACK SEGMENT
CREATE RULE
CREATE RULE SET
CREATE SEQUENCE
CREATE SESSION
CREATE SQL TRANSLATION PROFILE
CREATE SYNONYM
CREATE TABLE
CREATE TABLESPACE
CREATE TRIGGER
CREATE TYPE
CREATE USER
CREATE VIEW
DEBUG ANY PROCEDURE
DEBUG CONNECT SESSION
DELETE ANY CUBE DIMENSION
DELETE ANY MEASURE FOLDER
DELETE ANY TABLE
DEQUEUE ANY QUEUE
DROP ANY ASSEMBLY
DROP ANY CLUSTER
DROP ANY CONTEXT
DROP ANY CUBE
DROP ANY CUBE BUILD PROCESS
DROP ANY CUBE DIMENSION
DROP ANY DIRECTORY
DROP ANY EDITION
DROP ANY EVALUATION CONTEXT
DROP ANY INDEX
DROP ANY INDEXTYPE
DROP ANY LIBRARY
DROP ANY MATERIALIZED VIEW
DROP ANY MEASURE FOLDER
DROP ANY MINING MODEL
DROP ANY OPERATOR
DROP ANY OUTLINE
DROP ANY PROCEDURE
DROP ANY ROLE
DROP ANY RULE
DROP ANY RULE SET
DROP ANY SEQUENCE
DROP ANY SQL PROFILE
DROP ANY SQL TRANSLATION PROFILE
```

```
DROP ANY SYNONYM
DROP ANY TABLE
DROP ANY TRIGGER
DROP ANY TYPE
DROP ANY VIEW
DROP PROFILE
DROP PUBLIC DATABASE LINK
DROP PUBLIC SYNONYM
DROP ROLLBACK SEGMENT
DROP TABLESPACE
DROP USER
EM EXPRESS CONNECT
ENQUEUE ANY QUEUE
EXECUTE ANY ASSEMBLY
EXECUTE ANY CLASS
EXECUTE ANY EVALUATION CONTEXT
EXECUTE ANY INDEXTYPE
EXECUTE ANY LIBRARY
EXECUTE ANY OPERATOR
EXECUTE ANY PROCEDURE
EXECUTE ANY PROGRAM
EXECUTE ANY RULE
EXECUTE ANY RULE SET
EXECUTE ANY TYPE
EXECUTE ASSEMBLY
EXEMPT DDL REDACTION POLICY
EXEMPT DML REDACTION POLICY
EXPORT FULL DATABASE
FLASHBACK ANY TABLE
FLASHBACK ARCHIVE ADMINISTER
FORCE ANY TRANSACTION
FORCE TRANSACTION
GLOBAL QUERY REWRITE
GRANT ANY OBJECT PRIVILEGE
GRANT ANY PRIVILEGE
GRANT ANY ROLE
IMPORT FULL DATABASE
INSERT ANY CUBE DIMENSION
INSERT ANY MEASURE FOLDER
INSERT ANY TABLE
LOCK ANY TABLE
LOGMINING
MANAGE ANY FILE GROUP
MANAGE ANY QUEUE
MANAGE FILE GROUP
MANAGE SCHEDULER
MANAGE TABLESPACE
MERGE ANY VIEW
ON COMMIT REFRESH
QUERY REWRITE
READ ANY FILE GROUP
READ ANY TABLE
```

```
READ ANY TABLE
REDEFINE ANY TABLE
RESTRICTED SESSION
RESUMABLE
SELECT ANY CUBE
SELECT ANY CUBE BUILD PROCESS
SELECT ANY CUBE DIMENSION
SELECT ANY DICTIONARY
SELECT ANY MEASURE FOLDER
SELECT ANY MINING MODEL
SELECT ANY SEQUENCE
SELECT ANY TABLE
SELECT ANY TRANSACTION
SET CONTAINER
UNDER ANY TABLE
UNDER ANY TYPE
UNDER ANY VIEW
UPDATE ANY CUBE
UPDATE ANY CUBE BUILD PROCESS
UPDATE ANY CUBE DIMENSION
UPDATE ANY TABLE
USE ANY SQL TRANSLATION PROFILE

220 rows selected.
```

Do you "NEED" the DBA role?

If you think so feel free to explain why you need any of the privileges highlighted in red



System Privileges

12cR1 New

ADMINISTER KEY MANAGEMENT

ALTER ANY CUBE BUILD PROCESS

ALTER ANY MEASURE FOLDER

ALTER ANY SQL TRANSLATION PROFILE

CREATE ANY CREDENTIAL

CREATE ANY SQL TRANSLATION PROFILE

CREATE CREDENTIAL

CREATE PLUGGABLE DATABASE

CREATE SQL TRANSLATION PROFILE

DROP ANY SQL TRANSLATION PROFILE

EM EXPRESS CONNECT

EXEMPT ACCESS POLICY

EXEMPT DDL REDACTION POLICY

EXEMPT DML REDACTION POLICY

EXEMPT IDENTITY POLICY

EXEMPT REDACTION POLICY

INHERIT ANY PRIVILEGES

KEEP_DATE TIME

KEEP_SYSGUID

LOGMINING

PURGE DBA_RECYCLEBIN

REDEFINE ANY TABLE

SELECT ANY CUBE BUILD PROCESS

SELECT ANY MEASURE FOLDER

SET CONTAINER

SYSBACKUP

SYSDG

SYSKM

TRANSLATE ANY SQL

USE ANY SQL TRANSLATION PROFILE

12cR2 New

ALTER ANY ANALYTIC VIEW

CREATE ANALYTIC VIEW

CREATE ANY ANALYTIC VIEW

DROP ANY ANALYTIC VIEW

ALTER ANY ATTRIBUTE DIMENSION

CREATE ANY ATTRIBUTE DIMENSION

CREATE ATTRIBUTE DIMENSION

DROP ANY ATTRIBUTE DIMENSION

ALTER ANY HIERARCHY

CREATE ANY HIERARCHY

CREATE HIERARCHY

DROP ANY HIERARCHY

ALTER LOCKDOWN PROFILE

CREATE LOCKDOWN PROFILE

DROP LOCKDOWN PROFILE

DEBUG CONNECT ANY

INHERIT ANY REMOTE PRIVILEGES

SYSRAC

USE ANY JOB RESOURCE

12cR2 Modified

SELECT ANY DICTIONARY (altered in 12.1.0.2 to exclude some objects)



Object Privileges (1:10)

- The rule is simple ... never grant privileges to objects that are not required
- If granting access to a table you have choices
 - SELECT
 - INSERT
 - UPDATE
 - DELETE
- If granting update privileges control by column whenever possible

```
GRANT UPDATE (first_name, last_name) ON person TO uwclass;
```

- No data has ever been stolen because the privileges were too granular or because someone had insufficient privileges



Object Privileges (2:10)

- Review each of these grants to PUBLIC and determine which are necessary and which put your database and data at risk
- Before removing any granted privilege be sure to validate the non-impact of the change in a QA environment

```
SELECT 'REVOKE SELECT ON ' || table_name || ' FROM PUBLIC;' AS RUN_SCRIPT
FROM dba_tab_privs
WHERE grantee = 'PUBLIC'
AND table_name LIKE 'DBA%'
ORDER BY 1;
```

```
RUN_SCRIPT
```

```
-----
REVOKE SELECT ON DBA_AUTO_SEGADV_CTL FROM PUBLIC;
REVOKE SELECT ON DBA_AUTO_SEGADV_SUMMARY FROM PUBLIC;
REVOKE SELECT ON DBA_COL_PENDING_STATS FROM PUBLIC;
REVOKE SELECT ON DBA_COL_USAGE_STATISTICS FROM PUBLIC;
REVOKE SELECT ON DBA_DBFS_HS_FIXED_PROPERTIES FROM PUBLIC;
REVOKE SELECT ON DBA_EDITIONING_VIEW_COLS FROM PUBLIC;
REVOKE SELECT ON DBA_EDITIONING_VIEW_COLS_AE FROM PUBLIC;
REVOKE SELECT ON DBA_EXPRESSION_STATISTICS FROM PUBLIC;
REVOKE SELECT ON DBA_FLASHBACK_ARCHIVE FROM PUBLIC;
REVOKE SELECT ON DBA_FLASHBACK_ARCHIVE_TABLES FROM PUBLIC;
REVOKE SELECT ON DBA_FLASHBACK_ARCHIVE_TS FROM PUBLIC;
REVOKE SELECT ON DBA_HEAT_MAP_SEGMENT FROM PUBLIC;
REVOKE SELECT ON DBA_HEAT_MAP_SEG_HISTOGRAM FROM PUBLIC;
REVOKE SELECT ON DBA_IND_PENDING_STATS FROM PUBLIC;
REVOKE SELECT ON DBA_JAVA_CLASSES FROM PUBLIC;
REVOKE SELECT ON DBA_SDO_MAPS FROM PUBLIC;
REVOKE SELECT ON DBA_SDO_STYLES FROM PUBLIC;
REVOKE SELECT ON DBA_SDO_THEMES FROM PUBLIC;
REVOKE SELECT ON DBA_SR_PARTN_OPS FROM PUBLIC;
REVOKE SELECT ON DBA_SR_STLOG_STATS FROM PUBLIC;
REVOKE SELECT ON DBA_SYNC_CAPTURE_TABLES FROM PUBLIC;
REVOKE SELECT ON DBA_TAB_HISTGRM_PENDING_STATS FROM PUBLIC;
REVOKE SELECT ON DBA_TAB_PENDING_STATS FROM PUBLIC;
REVOKE SELECT ON DBA_TAB_STAT_PREFS FROM PUBLIC;
REVOKE SELECT ON DBA_TSTZ_TABLES FROM PUBLIC;
REVOKE SELECT ON DBA_XMLSCHEMA_LEVEL_VIEW FROM PUBLIC;
```



Object Privileges (3:10)

- Review each of these grants to PUBLIC and determine which are necessary and which put your database and data at risk
- Before removing any granted privilege be sure to validate the non-impact of the change in a QA environment

```
SELECT UNIQUE 'REVOKE EXECUTE ON ' || table_name || ' FROM PUBLIC;' AS
RUN_SCRIPT
FROM dba_tab_privs dtp
WHERE dtp.grantee = 'PUBLIC'
AND dtp.privilege = 'EXECUTE'
AND dtp.type = 'PACKAGE'
AND ((dtp.table_name LIKE 'DBMS%') OR (dtp.table_name LIKE 'UTL%'))
ORDER BY 1;
```

```
RUN_SCRIPT
```

```
-----
EVOKE EXECUTE ON DBMS_ADDM FROM PUBLIC;
REVOKE EXECUTE ON DBMS_ADVISOR FROM PUBLIC;
REVOKE EXECUTE ON DBMS_APPLICATION_INFO FROM PUBLIC;
REVOKE EXECUTE ON DBMS_APP_CONT_PRVT FROM PUBLIC;
REVOKE EXECUTE ON DBMS_AQJMS FROM PUBLIC;
REVOKE EXECUTE ON DBMS_AQ_EXP_CMT_TIME_TABLES FROM PUBLIC;
REVOKE EXECUTE ON DBMS_AQ_EXP_DEQUEUELOG_TABLES FROM PUBLIC;
REVOKE EXECUTE ON DBMS_AQ_EXP_HISTORY_TABLES FROM PUBLIC;
REVOKE EXECUTE ON DBMS_AQ_EXP_INDEX_TABLES FROM PUBLIC;
REVOKE EXECUTE ON DBMS_AQ_EXP_QUEUES FROM PUBLIC;
REVOKE EXECUTE ON DBMS_AQ_EXP_QUEUE_TABLES FROM PUBLIC;
REVOKE EXECUTE ON DBMS_AQ_EXP_SIGNATURE_TABLES FROM PUBLIC;
REVOKE EXECUTE ON DBMS_AQ_EXP_SUBSCRIBER_TABLES FROM PUBLIC;
REVOKE EXECUTE ON DBMS_AQ_EXP_TIMEMGR_TABLES FROM PUBLIC;
REVOKE EXECUTE ON DBMS_AQ_IMP_INTERNAL FROM PUBLIC;
REVOKE EXECUTE ON DBMS_AQ_INV FROM PUBLIC;
REVOKE EXECUTE ON DBMS_ASSERT FROM PUBLIC;
REVOKE EXECUTE ON DBMS_AUTO_REPORT FROM PUBLIC;
REVOKE EXECUTE ON DBMS_AUTO_TASK FROM PUBLIC;
REVOKE EXECUTE ON DBMS_AW FROM PUBLIC;
REVOKE EXECUTE ON DBMS_AW_EXP FROM PUBLIC;
REVOKE EXECUTE ON DBMS_AW_STATS FROM PUBLIC;
REVOKE EXECUTE ON DBMS_AW_XML FROM PUBLIC;
```



Object Privileges (4:10)

- Review each of these grants to PUBLIC and determine which are necessary and which put your database and data at risk
- Before removing any granted privilege be sure to validate the non-impact of the change in a QA environment

```
REVOKE EXECUTE ON DBMS_CDC_ISUBSCRIBE FROM PUBLIC;  
REVOKE EXECUTE ON DBMS_CDC_SUBSCRIBE FROM PUBLIC;  
REVOKE EXECUTE ON DBMS_CLOBUTIL FROM PUBLIC;  
REVOKE EXECUTE ON DBMS_COMPRESSION FROM PUBLIC;  
REVOKE EXECUTE ON DBMS_CREDENTIAL FROM PUBLIC;  
REVOKE EXECUTE ON DBMS_CRYPTO_TOOLKIT FROM PUBLIC;  
REVOKE EXECUTE ON DBMS_CSX_INT FROM PUBLIC;  
REVOKE EXECUTE ON DBMS_CSX_INT2 FROM PUBLIC;  
REVOKE EXECUTE ON DBMS_CUBE FROM PUBLIC;  
REVOKE EXECUTE ON DBMS_CUBE_ADVISE FROM PUBLIC;  
REVOKE EXECUTE ON DBMS_CUBE_ADVISE_SEC FROM PUBLIC;  
REVOKE EXECUTE ON DBMS_CUBE_EXP FROM PUBLIC;  
REVOKE EXECUTE ON DBMS_CUBE_LOG FROM PUBLIC;  
REVOKE EXECUTE ON DBMS_CUBE_UTIL FROM PUBLIC;  
REVOKE EXECUTE ON DBMS_DATAPUMP FROM PUBLIC;  
REVOKE EXECUTE ON DBMS_DATA_MINING FROM PUBLIC;  
REVOKE EXECUTE ON DBMS_DATA_MINING_TRANSFORM FROM PUBLIC;  
REVOKE EXECUTE ON DBMS_DB_VERSION FROM PUBLIC;  
REVOKE EXECUTE ON DBMS_DDL FROM PUBLIC;  
REVOKE EXECUTE ON DBMS_DEBUG FROM PUBLIC;  
REVOKE EXECUTE ON DBMS_DEBUG_JDWP FROM PUBLIC;  
REVOKE EXECUTE ON DBMS_DEBUG_JDWP_CUSTOM FROM PUBLIC;  
REVOKE EXECUTE ON DBMS_DESCRIBE FROM PUBLIC;  
REVOKE EXECUTE ON DBMS_DIMENSION FROM PUBLIC;  
REVOKE EXECUTE ON DBMS_DM_MODEL_EXP FROM PUBLIC;  
REVOKE EXECUTE ON DBMS_DM_MODEL_IMP FROM PUBLIC;  
REVOKE EXECUTE ON DBMS_EDITIONS_UTILITIES FROM PUBLIC;  
REVOKE EXECUTE ON DBMS_EPG FROM PUBLIC;  
REVOKE EXECUTE ON DBMS_ERRLOG FROM PUBLIC;  
REVOKE EXECUTE ON DBMS_EXPORT_EXTENSION FROM PUBLIC;  
REVOKE EXECUTE ON DBMS_FBT FROM PUBLIC;  
REVOKE EXECUTE ON DBMS_FILE_GROUP_EXP FROM PUBLIC;  
REVOKE EXECUTE ON DBMS_FILE_GROUP_IMP FROM PUBLIC;  
REVOKE EXECUTE ON DBMS_FREQUENT_ITEMSET FROM PUBLIC;
```



Object Privileges (5:10)

- Review each of these grants to PUBLIC and determine which are necessary and which put your database and data at risk
- Before removing any granted privilege be sure to validate the non-impact of the change in a QA environment

```
REVOKE EXECUTE ON DBMS_GOLDENGATE_EXP FROM PUBLIC;  
REVOKE EXECUTE ON DBMS_GOLDENGATE_IMP FROM PUBLIC;  
REVOKE EXECUTE ON DBMS_GSM_NOPRIV FROM PUBLIC;  
REVOKE EXECUTE ON DBMS_HEAT_MAP FROM PUBLIC;  
REVOKE EXECUTE ON DBMS_HIERARCHY FROM PUBLIC;  
REVOKE EXECUTE ON DBMS_HS_PARALLEL FROM PUBLIC;  
REVOKE EXECUTE ON DBMS_ILM FROM PUBLIC;  
REVOKE EXECUTE ON DBMS_INDEX_UTL FROM PUBLIC;  
REVOKE EXECUTE ON DBMS_INMEMORY FROM PUBLIC;  
REVOKE EXECUTE ON DBMS_ITRIGGER_UTL FROM PUBLIC;  
REVOKE EXECUTE ON DBMS_JAVA FROM PUBLIC;  
REVOKE EXECUTE ON DBMS_JAVASCRIPT FROM PUBLIC;  
REVOKE EXECUTE ON DBMS_JOB FROM PUBLIC;  
REVOKE EXECUTE ON DBMS_JSON FROM PUBLIC;  
REVOKE EXECUTE ON DBMS_LCR FROM PUBLIC;  
REVOKE EXECUTE ON DBMS_LDAP FROM PUBLIC;  
REVOKE EXECUTE ON DBMS_LDAP_UTL FROM PUBLIC;  
REVOKE EXECUTE ON DBMS_LOB FROM PUBLIC;  
REVOKE EXECUTE ON DBMS_LOBUTIL FROM PUBLIC;  
REVOKE EXECUTE ON DBMS_LOGREP_EXP FROM PUBLIC;  
REVOKE EXECUTE ON DBMS_LOGREP_IMP FROM PUBLIC;  
REVOKE EXECUTE ON DBMS_LOGSTDBY_CONTEXT FROM PUBLIC;  
REVOKE EXECUTE ON DBMS_MACOLS_SESSION FROM PUBLIC;  
REVOKE EXECUTE ON DBMS_MACSEC_ROLES FROM PUBLIC;  
REVOKE EXECUTE ON DBMS_MDX_ODBO FROM PUBLIC;  
REVOKE EXECUTE ON DBMS_METADATA FROM PUBLIC;  
REVOKE EXECUTE ON DBMS_METADATA_DIFF FROM PUBLIC;  
REVOKE EXECUTE ON DBMS_MVIEW_STATS FROM PUBLIC;  
REVOKE EXECUTE ON DBMS_NETWORK_ACL_UTILITY FROM PUBLIC;  
REVOKE EXECUTE ON DBMS_OBFUSCATION_TOOLKIT FROM PUBLIC;  
REVOKE EXECUTE ON DBMS_OBJECTS_UTILS FROM PUBLIC;  
REVOKE EXECUTE ON DBMS_ODCI FROM PUBLIC;  
REVOKE EXECUTE ON DBMS_OUTPUT FROM PUBLIC;  
REVOKE EXECUTE ON DBMS_PARALLEL_EXECUTE FROM PUBLIC;
```



Object Privileges (6:10)

- Review each of these grants to PUBLIC and determine which are necessary and which put your database and data at risk
- Before removing any granted privilege be sure to validate the non-impact of the change in a QA environment

```
REVOKE EXECUTE ON DBMS_PART FROM PUBLIC;  
REVOKE EXECUTE ON DBMS_PCLXUTIL FROM PUBLIC;  
REVOKE EXECUTE ON DBMS_PICKLER FROM PUBLIC;  
REVOKE EXECUTE ON DBMS_PLSQL_CODE_COVERAGE FROM PUBLIC;  
REVOKE EXECUTE ON DBMS_PREDICTIVE_ANALYTICS FROM PUBLIC;  
REVOKE EXECUTE ON DBMS_PREPROCESSOR FROM PUBLIC;  
REVOKE EXECUTE ON DBMS_PROFILER FROM PUBLIC;  
REVOKE EXECUTE ON DBMS_PSP FROM PUBLIC;  
REVOKE EXECUTE ON DBMS_RANDOM FROM PUBLIC;  
REVOKE EXECUTE ON DBMS_REFRESH FROM PUBLIC;  
REVOKE EXECUTE ON DBMS_REPORT FROM PUBLIC;  
REVOKE EXECUTE ON DBMS_RESCONFIG FROM PUBLIC;  
REVOKE EXECUTE ON DBMS_RESOURCE_MANAGER FROM PUBLIC;  
REVOKE EXECUTE ON DBMS_RESOURCE_MANAGER_PRIVS FROM PUBLIC;  
REVOKE EXECUTE ON DBMS_RESULT_CACHE_API FROM PUBLIC;  
REVOKE EXECUTE ON DBMS_RMGR_GROUP_EXPORT FROM PUBLIC;  
REVOKE EXECUTE ON DBMS_RMGR_PACT_EXPORT FROM PUBLIC;  
REVOKE EXECUTE ON DBMS_RMGR_PLAN_EXPORT FROM PUBLIC;  
REVOKE EXECUTE ON DBMS_RMIN FROM PUBLIC;  
REVOKE EXECUTE ON DBMS_ROWID FROM PUBLIC;  
REVOKE EXECUTE ON DBMS_RULE FROM PUBLIC;  
REVOKE EXECUTE ON DBMS_RULEADM_INTERNAL FROM PUBLIC;  
REVOKE EXECUTE ON DBMS_RULE_ADM FROM PUBLIC;  
REVOKE EXECUTE ON DBMS_RULE_EXP_EV_CTXS FROM PUBLIC;  
REVOKE EXECUTE ON DBMS_RULE_EXP_RULES FROM PUBLIC;  
REVOKE EXECUTE ON DBMS_RULE_EXP_RULE_SETS FROM PUBLIC;  
REVOKE EXECUTE ON DBMS_RULE_EXP_UTLI FROM PUBLIC;  
REVOKE EXECUTE ON DBMS_RULE_IMP_OBJ FROM PUBLIC;  
REVOKE EXECUTE ON DBMS_SCHEDULER FROM PUBLIC;  
REVOKE EXECUTE ON DBMS_SCHED_ATTRIBUTE_EXPORT FROM PUBLIC;  
REVOKE EXECUTE ON DBMS_SCHED_CHAIN_EXPORT FROM PUBLIC;  
REVOKE EXECUTE ON DBMS_SCHED_CLASS_EXPORT FROM PUBLIC;  
REVOKE EXECUTE ON DBMS_SCHED_CONSTRAINT_EXPORT FROM PUBLIC;  
REVOKE EXECUTE ON DBMS_SCHED_CREDENTIAL_EXPORT FROM PUBLIC;
```



Object Privileges (7:10)

- Review each of these grants to PUBLIC and determine which are necessary and which put your database and data at risk
- Before removing any granted privilege be sure to validate the non-impact of the change in a QA environment


```
REVOKE EXECUTE ON DBMS_SCHED_EXPORT_CALLOUTS FROM PUBLIC;  
REVOKE EXECUTE ON DBMS_SCHED_FILE_WATCHER_EXPORT FROM PUBLIC;  
REVOKE EXECUTE ON DBMS_SCHED_JOB_EXPORT FROM PUBLIC;  
REVOKE EXECUTE ON DBMS_SCHED_PROGRAM_EXPORT FROM PUBLIC;  
REVOKE EXECUTE ON DBMS_SCHED_SCHEDULE_EXPORT FROM PUBLIC;  
REVOKE EXECUTE ON DBMS_SCHED_WINDOW_EXPORT FROM PUBLIC;  
REVOKE EXECUTE ON DBMS_SCHED_WINGRP_EXPORT FROM PUBLIC;  
REVOKE EXECUTE ON DBMS_SCN FROM PUBLIC;  
REVOKE EXECUTE ON DBMS_SESSION FROM PUBLIC;  
REVOKE EXECUTE ON DBMS_SNAPSHOT FROM PUBLIC;  
REVOKE EXECUTE ON DBMS_SNAPSHOT_UTL FROM PUBLIC;  
REVOKE EXECUTE ON DBMS_SODA_DOM FROM PUBLIC;  
REVOKE EXECUTE ON DBMS_SPACE FROM PUBLIC;  
REVOKE EXECUTE ON DBMS_SPD FROM PUBLIC;  
REVOKE EXECUTE ON DBMS_SPM FROM PUBLIC;  
REVOKE EXECUTE ON DBMS_SQL FROM PUBLIC;  
REVOKE EXECUTE ON DBMS_SQLDIAG FROM PUBLIC;  
REVOKE EXECUTE ON DBMS_SQLPA FROM PUBLIC;  
REVOKE EXECUTE ON DBMS_SQLTUNE FROM PUBLIC;  
REVOKE EXECUTE ON DBMS_SQLTUNE_UTIL2 FROM PUBLIC;  
REVOKE EXECUTE ON DBMS_SQL_MONITOR FROM PUBLIC;  
REVOKE EXECUTE ON DBMS_SQL_TRANSLATOR FROM PUBLIC;  
REVOKE EXECUTE ON DBMS_SQL_TRANSLATOR_EXPORT FROM PUBLIC;  
REVOKE EXECUTE ON DBMS_STANDARD FROM PUBLIC;  
REVOKE EXECUTE ON DBMS_STATS FROM PUBLIC;  
REVOKE EXECUTE ON DBMS_STATS_ADVISOR FROM PUBLIC;  
REVOKE EXECUTE ON DBMS_STAT_FUNCS FROM PUBLIC;  
REVOKE EXECUTE ON DBMS_STAT_FUNCS_AUX FROM PUBLIC;  
REVOKE EXECUTE ON DBMS_STREAMS FROM PUBLIC;  
REVOKE EXECUTE ON DBMS_STREAMS_PUB_RPC FROM PUBLIC;  
REVOKE EXECUTE ON DBMS_SUMMARY FROM PUBLIC;  
REVOKE EXECUTE ON DBMS_SUM_RWEQ_EXPORT FROM PUBLIC;  
REVOKE EXECUTE ON DBMS_SYNC_REFRESH FROM PUBLIC;  
REVOKE EXECUTE ON DBMS_TF FROM PUBLIC;
```



Object Privileges (8:10)

- Review each of these grants to PUBLIC and determine which are necessary and which put your database and data at risk
- Before removing any granted privilege be sure to validate the non-impact of the change in a QA environment

```
REVOKE EXECUTE ON DBMS_TRACE FROM PUBLIC;  
REVOKE EXECUTE ON DBMS_TRANSACTION FROM PUBLIC;  
REVOKE EXECUTE ON DBMS_TRANSFORM_EXIMP FROM PUBLIC;  
REVOKE EXECUTE ON DBMS_TYPES FROM PUBLIC;  
REVOKE EXECUTE ON DBMS_UTILITY FROM PUBLIC;  
REVOKE EXECUTE ON DBMS_WARNING FROM PUBLIC;  
REVOKE EXECUTE ON DBMS_XA FROM PUBLIC;  
REVOKE EXECUTE ON DBMS_XDB FROM PUBLIC;  
REVOKE EXECUTE ON DBMS_XDBNFS FROM PUBLIC;  
REVOKE EXECUTE ON DBMS_XDBRESOURCE FROM PUBLIC;  
REVOKE EXECUTE ON DBMS_XDBUTIL_INT FROM PUBLIC;  
REVOKE EXECUTE ON DBMS_XDBZ FROM PUBLIC;  
REVOKE EXECUTE ON DBMS_XDBZ0 FROM PUBLIC;  
REVOKE EXECUTE ON DBMS_XDB_CONFIG FROM PUBLIC;  
REVOKE EXECUTE ON DBMS_XDB_CONSTANTS FROM PUBLIC;  
REVOKE EXECUTE ON DBMS_XDB_CONTENT FROM PUBLIC;  
REVOKE EXECUTE ON DBMS_XDB_PRINT FROM PUBLIC;  
REVOKE EXECUTE ON DBMS_XDB_REPOS FROM PUBLIC;  
REVOKE EXECUTE ON DBMS_XDB_VERSION FROM PUBLIC;  
REVOKE EXECUTE ON DBMS_XEVENT FROM PUBLIC;  
REVOKE EXECUTE ON DBMS_XLSB FROM PUBLIC;  
REVOKE EXECUTE ON DBMS_XMLDOM FROM PUBLIC;  
REVOKE EXECUTE ON DBMS_XMLGEN FROM PUBLIC;  
REVOKE EXECUTE ON DBMS_XMLINDEX FROM PUBLIC;  
REVOKE EXECUTE ON DBMS_XMLINDEX0 FROM PUBLIC;  
REVOKE EXECUTE ON DBMS_XMLPARSER FROM PUBLIC;  
REVOKE EXECUTE ON DBMS_XMLQUERY FROM PUBLIC;  
REVOKE EXECUTE ON DBMS_XMLSAVE FROM PUBLIC;  
REVOKE EXECUTE ON DBMS_XMLSCHEMA FROM PUBLIC;  
REVOKE EXECUTE ON DBMS_XMLSCHEMA_ANNOTATE FROM PUBLIC;  
REVOKE EXECUTE ON DBMS_XMLSCHEMA_INT FROM PUBLIC;  
REVOKE EXECUTE ON DBMS_XMLSCHEMA_LSB FROM PUBLIC;  
REVOKE EXECUTE ON DBMS_XMLSTORAGE_MANAGE FROM PUBLIC;  
REVOKE EXECUTE ON DBMS_XMLSTORE FROM PUBLIC;
```



Object Privileges (9:10)

- Review each of these grants to PUBLIC and determine which are necessary and which put your database and data at risk
- Before removing any granted privilege be sure to validate the non-impact of the change in a QA environment

```
REVOKE EXECUTE ON DBMS_XMLTRANSLATIONS FROM PUBLIC;  
REVOKE EXECUTE ON DBMS_XPLAN FROM PUBLIC;  
REVOKE EXECUTE ON DBMS_XQUERY FROM PUBLIC;  
REVOKE EXECUTE ON DBMS_XQUERYINT FROM PUBLIC;  
REVOKE EXECUTE ON DBMS_XSLPROCESSOR FROM PUBLIC;  
REVOKE EXECUTE ON DBMS_XS_SESSIONS FROM PUBLIC;  
REVOKE EXECUTE ON DBMS_ZHELP_IR FROM PUBLIC;  
REVOKE EXECUTE ON UTL_CALL_STACK FROM PUBLIC;  
REVOKE EXECUTE ON UTL_COLL FROM PUBLIC;  
REVOKE EXECUTE ON UTL_COMPRESS FROM PUBLIC;  
REVOKE EXECUTE ON UTL_ENCODE FROM PUBLIC;  
REVOKE EXECUTE ON UTL_FILE FROM PUBLIC;  
REVOKE EXECUTE ON UTL_GDK FROM PUBLIC;  
REVOKE EXECUTE ON UTL_HTTP FROM PUBLIC;  
REVOKE EXECUTE ON UTL_I18N FROM PUBLIC;  
REVOKE EXECUTE ON UTL_IDENT FROM PUBLIC;  
REVOKE EXECUTE ON UTL_INADDR FROM PUBLIC;  
REVOKE EXECUTE ON UTL_LMS FROM PUBLIC;  
REVOKE EXECUTE ON UTL_MATCH FROM PUBLIC;  
REVOKE EXECUTE ON UTL_NLA FROM PUBLIC;  
REVOKE EXECUTE ON UTL_RAW FROM PUBLIC;  
REVOKE EXECUTE ON UTL_REF FROM PUBLIC;  
REVOKE EXECUTE ON UTL_SMTP FROM PUBLIC;  
REVOKE EXECUTE ON UTL_TCP FROM PUBLIC;  
REVOKE EXECUTE ON UTL_URL FROM PUBLIC;
```



Object Privileges (10:10)

- Review each of these grants to PUBLIC and determine which are necessary and which put your database and data at risk
- Before removing any granted privilege be sure to validate the non-impact of the change in a QA environment

```
SELECT 'REVOKE SELECT ON ' || table_name || ' FROM PUBLIC;' AS RUN_SCRIPT
FROM dba_tab_privs
WHERE grantee = 'PUBLIC'
AND table_name LIKE 'ALL%'
ORDER BY 1;
```

```
REVOKE SELECT ON ALL_ALL_TABLES FROM PUBLIC;
REVOKE SELECT ON ALL_DB_LINKS FROM PUBLIC;
REVOKE SELECT ON ALL_EDITIONING_VIEWS_AE FROM PUBLIC;
REVOKE SELECT ON ALL_ENCRYPTED_COLUMNS FROM PUBLIC;
REVOKE SELECT ON ALL_JAVA_ARGUMENTS FROM PUBLIC;
REVOKE SELECT ON ALL_OBJECTS FROM PUBLIC;
REVOKE SELECT ON ALL_OBJECTS_AE FROM PUBLIC;
REVOKE SELECT ON ALL_OPERATORS FROM PUBLIC;
REVOKE SELECT ON ALL_OPERATOR_COMMENTS FROM PUBLIC;
REVOKE SELECT ON ALL_PROCEDURES FROM PUBLIC;
REVOKE SELECT ON ALL_SOURCE FROM PUBLIC;
REVOKE SELECT ON ALL_SOURCE_AE FROM PUBLIC;
```

```
SQL*Plus: Release 12.2.0.1.0 Production on Wed Feb 21 22:35:10 2018
Copyright (c) 1982, 2016, Oracle. All rights reserved.
Enter user-name: / as sysdba
Connected to:
Oracle Database 12c Enterprise Edition Release 12.2.0.1.0 - 64bit Production
```

```
SQL> SELECT grantee
2 FROM dba_tab_privs
3 WHERE table_name = 'ALL_SOURCE';
```

```
GRANTEE
```

```
-----
PUBLIC
DV_SECANALYST
```



V\$ Object Access (1:2)

- Anyone that can query Oracle X\$ and/or V\$ objects can bypass the vast majority of Oracle Database security
- Some of the objects that are critically important to protect are
 - V_\$MAPPED_SQL
 - V_\$SQL
 - V_\$SQLAREA
 - V_\$SQLAREA_PLAN_HASH
 - V_\$SQLSTATS
 - V_\$SQLSTATS_PLAN_HASH
 - V_\$SQLTEXT
 - V_\$SQLTEXT_WITH_NEWLINES
 - V_\$SQL_BIND_CAPTURE
 - V_\$SQL_BIND_DATA
 - V_\$SQL_OPTIMIZER_ENV
 - V_\$SQL_PLAN



V\$ Object Access (2:2)

- If data is not encrypted before DML the original statement can be recovered
- Transparent Data Encryption (TDE) offers no protection from this attack

```
SQL> CREATE TABLE credit_card (  
  2  ccno  VARCHAR2(19),  
  3  cname VARCHAR2(25));
```

Table created.

```
SQL> INSERT /* memtest */ INTO credit_card  
  2  VALUES ('5123-4567-8901-2345', 'Dan Morgan');
```

1 row created.

```
SQL> SELECT sql_id, sql_fulltext  
  2  FROM v$sqlarea  
  3  WHERE sql_fulltext LIKE '%memtest%';
```

SQL_ID	SQL_FULLTEXT
fy44ug06np5w4	INSERT /* memtest */ INTO credit_card VALUES ('5123-4567-8901-2345', 'Dan Morgan')
5d4p3uz59b0a1	SELECT sql_id, sql_fulltext FROM v\$sqlarea WHERE sql_fulltext LIKE '%memtest3%'



X\$ Object Access

- X\$ objects are a queryable view into database memory

```
SQL> SELECT * FROM X$KZDPSUPSF;
```

ADDR	INDX	INST_ID	CON_ID	KZDPSUPSFNM	KZDPSUPSFN	KZDPSUPSFOM
00007FF685ABAB40	0	1	0	DATA REDACTION	ALL	Supports all data redaction functionality (DBMS_REDACT).
00007FF685ABAB58	1	1	0	VIRTUAL PRIVATE DATABASE	OBJECT-LEVEL POLICY	Supports object-level VPD policies .
00007FF685ABAB70	2	1	0	VIRTUAL PRIVATE DATABASE	COLUMN-LEVEL POLICY	Supports column-level VPD policies . This corresponds to the SEC_RELEVANT_COL parameter functionality provided by DBMS_RLS.ADD_POLICY.
00007FF685ABAB88	3	1	0	UNIFIED AUDIT	OBJECT-LEVEL POLICY	Supports object-level Unified Audit policies .
00007FF685ABABA0	4	1	0	FINE GRAINED AUDIT	ALL	Supports all fine grained audit functionality (DBMS_FGA).
00007FF685ABABB8	5	1	0	TRANSPARENT DATA ENCRYPTION	COLUMN-LEVEL ENCRYPTION	Supports TDE Column level encryption .



ORADEBUG

- Anyone with access to ORADEBUG can view everything in the database's memory structures

```
source: catmacp.sql

-- Control ORADEBUG in Database Vault environment
PROCEDURE enable_oradebug;
PRAGMA SUPPLEMENTAL_LOG_DATA(enable_oradebug, AUTO_WITH_COMMIT);

PROCEDURE disable_oradebug;
PRAGMA SUPPLEMENTAL_LOG_DATA(disable_oradebug, AUTO_WITH_COMMIT);
```



DBMS_SYS_SQL

- This is, undeniably, the single most dangerous PL/SQL package inside your Oracle Database
 - DBMS_SYS_SQL
 - PARSE_AS_USER
 - 32 Overloads

```
CREATE OR REPLACE PROCEDURE create_sequence(seqname IN VARCHAR2, uname IN VARCHAR2)
AUTHID DEFINER IS
  c          NUMBER;
  DDLStr CLOB := 'CREATE SEQUENCE ';
  retVal NUMBER;
  uid      dba_users.user_id%TYPE;
BEGIN
  c := dbms_sql.open_cursor;

  DDLStr := DDLStr || seqname;

  SELECT user_id
  INTO uid
  FROM dba_users
  WHERE username = dbms_assert.schema_name(uname);

  dbms_sys_sql.parse_as_user(c, DDLStr, dbms_sql.NATIVE, uid);
  retVal := dbms_sql.execute(c);
  dbms_sql.close_cursor(c);
END create_sequence;
/
```

Overload 4 syntax

```
dbms_sys_sql.parse_as_user(
  c          IN NUMBER,
  statement  IN CLOB,
  language_flag IN NUMBER,
  userid     IN NUMBER);
```





SQL*Net



Net Services Security

- Here's what Oracle says about Net Services aka SQL*Net

Local listener administration is **secure through local operating system authentication**, which restricts listener administration to the user who started the listener or to the super user. By default, remote listener administration is disabled.

- For secure communications you need to consider the following parameters (some of which require the Advanced Security Option)

- NAMES.LDAP_AUTHENTICATE_BIND
- NAMES.LDAP_CONN_TIMEOUT
- NAMES.LDAP_PERSISTENT_SESSION
- SQLNET.ALLOWED_LOGON_VERSION_CLIENT
- SQLNET.ALLOWED_LOGON_VERSION_SERVER
- SQLNET.AUTHENTICATION_SERVICES
- SQLNET.CLIENT_REGISTRATION
- SQLNET.CRYPTO_CHECKSUM_CLIENT
- SQLNET.CRYPTO_CHECKSUM_SERVER
- SQLNET.CRYPTO_CHECKSUM_TYPES_CLIENT
- SQLNET.CRYPTO_CHECKSUM_TYPES_SERVER
- SQLNET.ENCRYPTION_CLIENT
- SQLNET.ENCRYPTION_SERVER
- SQLNET.ENCRYPTION_TYPES_CLIENT
- SQLNET.ENCRYPTION_TYPES_SERVER
- SQLNET.EXPIRE_TIME
- SQLNET.INBOUND_CONNECT_TIMEOUT
- SSL_CERT_REVOCATION
- SSL_CERT_FILE
- SSL_CERT_PATH
- SSL_CIPHER_SUITES
- SSL_EXTENDED_KEY_USAGE
- SSL_SERVER_DN_MATCH
- SSL_VERSION
- TCP.CONNECT_TIMEOUT
- WALLET_LOCATION



Oracle Listener Port

- Have you changed the default port of your database from 1521 to something else to thwart an attack?
- Netstat can narrow down the choices an attacker must check in a single command
- Changing the port is item 2.11 on the CIS audit but it secures nothing

```
[oracle@gg00a dirprm]$ netstat -lntu
Active Internet connections (only servers)
Proto Recv-Q Send-Q Local Address           Foreign Address         State
tcp      0      0 0.0.0.0:5801            0.0.0.0:*               LISTEN
tcp      0      0 0.0.0.0:5901            0.0.0.0:*               LISTEN
tcp      0      0 0.0.0.0:111             0.0.0.0:*               LISTEN
tcp      0      0 0.0.0.0:6001            0.0.0.0:*               LISTEN
tcp      0      0 0.0.0.0:56754           0.0.0.0:*               LISTEN
tcp      0      0 0.0.0.0:22              0.0.0.0:*               LISTEN
tcp      0      0 127.0.0.1:631           0.0.0.0:*               LISTEN
tcp      0      0 127.0.0.1:25            0.0.0.0:*               LISTEN
tcp      0      0 127.0.0.1:2208         0.0.0.0:*               LISTEN
tcp      0      0 :::47406                :::*                    LISTEN
tcp      0      0 :::1526                  :::*                    LISTEN
tcp      0      0 :::6001                  :::*                    LISTEN
tcp      0      0 :::7809                  :::*                    LISTEN
udp      0      0 0.0.0.0:5353            0.0.0.0:*               *
udp      0      0 0.0.0.0:111             0.0.0.0:*               *
udp      0      0 0.0.0.0:627             0.0.0.0:*               *
udp      0      0 0.0.0.0:630             0.0.0.0:*               *
udp      0      0 0.0.0.0:631             0.0.0.0:*               *
udp      0      0 0.0.0.0:34070           0.0.0.0:*               *
udp      0      0 0.0.0.0:68              0.0.0.0:*               *
udp      0      0 0.0.0.0:45534           0.0.0.0:*               *
udp      0      0 :::5353                  :::*                    *
udp      0      0 :::49517                 :::*                    *
udp      0      0 ::1:63872                :::*                    *
udp      0      0 ::1:39693                 :::*                    *
udp      0      0 :::59798                 :::*                    *
udp      0      0 ::1:19812                 :::*                    *
```



DDOS Attack

- A Distributed Denial of Service attack can make a database unusable by flooding it with connection requests
- The connection rate limiter feature in Oracle Net Listener enables a DBA to limit the number of new connections handled by the listener
- When enabled, Oracle Net Listener imposes a user-specified maximum limit on the number of new connections handled by the listener every second. Depending on the configuration, the rate can be applied to a collection of endpoints, or to a specific endpoint

```
LISTENER=  
(ADDRESS=(PROTOCOL=tcp) (HOST=) (PORT=1521) (RATE_LIMIT=yes))
```

```
LISTENER= (ADDRESS_LIST=  
  (ADDRESS=(PROTOCOL=tcp) (HOST=) (PORT=1521) (RATE_LIMIT=5))  
  (ADDRESS=(PROTOCOL=tcp) (HOST=) (PORT=1522) (RATE_LIMIT=10))  
  (ADDRESS=(PROTOCOL=tcp) (HOST=) (PORT=1523))  
)
```

```
CONNECTION_RATE_LISTENER=10
```

```
LISTENER=  
  (ADDRESS_LIST=  
    (ADDRESS=(PROTOCOL=tcp) (HOST=) (PORT=1521) (RATE_LIMIT=yes))  
    (ADDRESS=(PROTOCOL=tcp) (HOST=) (PORT=1522) (RATE_LIMIT=yes))  
    (ADDRESS=(PROTOCOL=tcp) (HOST=) (PORT=1523))  
  )
```



SQLNET.ALLOWED_LOGON_VERSION

- Specifies the minimum client version that is allowed to connect to the database
- Someone with a valid userid and password, but the wrong Oracle client version is prevented from making a connection

Explanation	Set the login version to 11. The higher setting prevents logins by older version clients that do not use strong authentication to pass the login credentials.
Validation	<pre>grep -i ALLOWED_LOGIN_VERSION sqlnet.ora</pre>
Finding	Allowed logon version not configured.
Action	Set <code>SQLNET.ALLOWED_LOGON_VERSION=11</code> to restrict access to version 11 clients.



Valid Node Checking (1:2)

- 38% of breaches are performed with stolen credentials ... 86% of records stolen are from breaches with stolen credentials
- To prevent someone with a valid userid and password from gaining access enable Valid Node Checking in your SQLNET.ORA file

```
valid_node_checking_registration_listener=on  
  
tcp.invited_nodes=(sales.meta7.com, hr.us.mlib.com, 144.185.5.73)  
  
tcp.excluded_nodes=(blackhat.hacker.com, mktg.us.acme.com, 144.25.5.25)
```

- "Best practice" is to hard-code in the IP addresses of
 - Application servers
 - This has the added benefit of forcing the organization to communicate with the DBA team when new application servers are added
 - If a new app server is not added to the invited list it cannot connect to the database
 - Reporting servers (Business Objects, Cognos, Crystal Reports, ...)
 - Replication servers (GoldenGate, Informatica, SharePlex...)
 - DBA team members



Valid Node Checking (2:2)

Explanation	This parameter in SQLNET.ORA causes the listener to match incoming connection requests to invited and excluded node lists. A valid user-id/password combination is only valid if it comes in from an invited and unexcluded node.
Validation	<pre>grep -i tcp.validnode_checking sqlnet.ora</pre>
Finding	<p>Valid node checking not enabled in the current PROD environment. The QA system contains the following:</p> <pre>VALID_NODE_CHECKING_REGISTRATION_LISTENER_SCAN3=OFF VALID_NODE_CHECKING_REGISTRATION_LISTENER_SCAN2=OFF VALID_NODE_CHECKING_REGISTRATION_LISTENER_SCAN1=OFF VALID_NODE_CHECKING_REGISTRATION_LISTENER = SUBNET VALID_NODE_CHECKING_REGISTRATION_MGMTLSNR=SUBNET REGISTRATION_INVITED_NODES_LISTENER_SCAN2= (REGISTRATION_INVITED_NODES_LISTENER_SCAN3= (Which enables SUBNET level valid node checking but given that no lists are provided does not provide any security.</pre>
Action	Set <code>tcp.validnode_checking=YES</code> in <code>\$ORACLE_HOME/network/admin/sqlnet.ora</code>



SEC_PROTOCOL_ERROR_TRACE_ACTION

Explanation	Specify the action a database should take when a bad packet is received. TRACE generates a detailed trace file and should only be used when debugging. ALERT or LOG should be used to capture the event. Use currently established procedures for checking console or log file data to monitor these events.
Validation	<pre>SELECT value FROM v\$parameter WHERE name = 'sec_protocol_error_trace_action';</pre> <p>The return value should be LOG or ALERT</p>
Finding	<pre>VALUE ----- TRACE</pre>
Action	<pre>ALTER SYSTEM SET sec_protocol_error_trace_action = 'ALERT' COMMENT='Set to ALERT on 15-MAR-2016' SID='*' SCOPE=BOTH;</pre>





Built-in Packages



File System Access Risks (1:5)

- The Oracle database contains a number of built-in components that can be utilized to enable reading and writing to file systems
 - Secure data can be written
 - External files can be read
- Some have execute granted to PUBLIC and the public privileges should be revoked
- What you need to secure is
 - DBMS_ADVISOR
 - DBMS_LOB
 - DBMS_SQL
 - DBMS_XSLPROCESSOR
 - UTL_FILE

- Does this look like security by default?

```
SQL> SELECT DISTINCT grantee, table_name AS OBJECT_NAME, privilege
2 FROM cdb_tab_privs
3 WHERE table_name IN ('DBMS_ADVISOR',
                      'DBMS_LOB',
                      'DBMS_SCHEDULER',
                      'DBMS_SQL',
                      'DBMS_XSLPROCESSOR',
                      'UTL_FILE')
4 AND grantee = 'PUBLIC'
5* ORDER BY 2;
```

GRANTEE	OBJECT_NAME	PRIVILEGE
PUBLIC	DBMS_ADVISOR	EXECUTE
PUBLIC	DBMS_LOB	EXECUTE
PUBLIC	DBMS_SCHEDULER	EXECUTE
PUBLIC	DBMS_SQL	EXECUTE
PUBLIC	DBMS_XSLPROCESSOR	EXECUTE
PUBLIC	UTL_FILE	EXECUTE



File System Access Risks (2:5)

```
SQL> conn uwclass/uwclass@pdbdev
Connected.

SQL> CREATE TABLE uwclass.t (
  2  textcol CLOB);

Table created.

SQL>
SQL> DECLARE
  2  c CLOB;
  3  CURSOR scur IS
  4  SELECT text
  5  FROM dba_source
  6  WHERE rownum < 200001;
  7  BEGIN
  8  EXECUTE IMMEDIATE 'truncate table uwclass.t';
  9  FOR srec IN scur LOOP
 10  c := c || srec.text;
 11  END LOOP;
 12  INSERT INTO uwclass.t VALUES (c);
 13  COMMIT;
 14  END;
 15  /

PL/SQL procedure successfully completed.

SQL> SELECT LENGTH(textcol) FROM uwclass.t;

LENGTH(TEXTCOL)
-----
8258936
```

```
SQL> set timing on
SQL> DECLARE
  2  buf CLOB;
  3  BEGIN
  4  SELECT textcol
  5  INTO buf
  6  FROM uwclass.t
  7  WHERE rownum = 1;
  8
  9  dbms_advisor.create_file(buf, 'CTEMP', 'testfile1.txt');
 10  END;
 11  /

PL/SQL procedure successfully completed.

Elapsed: 00:00:00.61
```



File System Access Risks (3:5)

The screenshot shows a Windows File Explorer window titled 'C:\TEMP'. The address bar shows the path 'Computer > Windows7_OS (C:) > TEMP'. The left sidebar shows the navigation pane with 'TEMP' selected. The main pane displays a list of files and folders:

Name	Size	Date
JimC_Pres		11/20/2014 23:12 PM
txt		3/30/2013 21:33 PM
SQL		5/24/2012 6:55 AM
testfile1.txt	8,270 KB	4/19/2016 11:32 AM
usage_report.html	65 KB	11/7/2015 7:57 AM
demofile.txt		
BUCTRLFILE.TXT		
uw_oraprog.doc		
oow_notes.txt		
bryns_briefing.txt		
oaktableworld_notes.txt		
bgoug_dev_demos.txt		
Sothebys_estimate_form.pdf		
ars.html		
ipmitool.txt		
whiners.txt		
_FreeTime_bubbles.swf		
notes2.txt		

A Notepad window titled 'testfile1.txt - Notepad' is open, displaying the following text:

```
package STANDARD AUTHID CURRENT_USER is          -- careful on this line; SED
edit occurs!

/***** Types and subtypes, do not reorder *****/
type BOOLEAN is (FALSE, TRUE);

type DATE is DATE_BASE;

type NUMBER is NUMBER_BASE;
subtype FLOAT is NUMBER; -- NUMBER(126)
subtype REAL is FLOAT; -- FLOAT(63)
subtype "DOUBLE PRECISION" is FLOAT;
subtype INTEGER is NUMBER(38,0);
subtype INT is INTEGER;
subtype SMALLINT is NUMBER(38,0);
subtype DECIMAL is NUMBER(38,0);
subtype NUMERIC is DECIMAL;
subtype DEC is DECIMAL;

subtype BINARY_INTEGER is INTEGER range '-2147483647'..2147483647;
subtype NATURAL is BINARY_INTEGER range 0..2147483647;
subtype NATURALN is NATURAL not null;
subtype POSITIVE is BINARY_INTEGER range 1..2147483647;
subtype POSITIVEN is POSITIVE not null;
subtype SIGNTYPE is BINARY_INTEGER range '-1'..1; -- for SIGN functions

type VARCHAR2 is NEW CHAR_BASE;

subtype VARCHAR is VARCHAR2;
subtype STRING is VARCHAR2;
```



■ EXTERNAL TABLES

- The CREATE TABLE privilege grants the privilege to create external tables
- Does this make you feel secure?
- Maybe you don't have a directory object pointing to \$ADR_HOME/trace but what directory objects exist in your database by default?

```
CREATE OR REPLACE DIRECTORY bdump AS 'c:\app\oracle\diag\rdbms\orabase\orabase\trace\';

CREATE TABLE log_table (TEXT VARCHAR2(400))
ORGANIZATION EXTERNAL (
TYPE oracle_loader
DEFAULT DIRECTORY bdump
ACCESS PARAMETERS (
RECORDS DELIMITED BY NEWLINE
NOBADFILE NODISCARDFILE NOLOGFILE
FIELDS TERMINATED BY '0x0A'
MISSING FIELD VALUES ARE NULL)
LOCATION ('alert_orabase.log'))
REJECT LIMIT unlimited;

SELECT * FROM log_table;
```

Carefully monitor use of the CREATE ANY DIRECTORY privilege



File System Access Risks (5:5)

■ DBMS_SCHEDULER

- First available in version 10gR1 file watchers became available with version 11gR2
- A File Watcher is a program that watches for a file to be created

```
-- create job credential
exec dbms_scheduler.create_credential('uw_credential', 'uwclass', 'uwclass');

-- create program in disabled state
exec dbms_scheduler.create_program('file_watcher', 'stored_procedure', 'load_file', 1);

-- define program argument
exec dbms_scheduler.define_metadata_argument('file_watcher', 'EVENT_MESSAGE', 1);

-- enable program
exec dbms_scheduler.enable('file_watcher');

-- create file watcher
exec dbms_scheduler.create_file_watcher('UW_FWatch', 'STAGE', 'democlob.txt', 'uw_credential');
```



Network Access Risks (1:2)

- The Oracle database contains a number of built-in components that can be utilized to enable communications to the intranet and internet
- Configure access control lists with DBMS_NETWORK_ACL_ADMIN and do not grant privileges to the following packages without strict controls
 - DBMS_NETWORK_ACL_ADMIN
 - DBMS_NETWORK_ACL_UTILITY
 - UTL_HTTP
 - UTL_INADDR
 - UTL_MAIL
 - UTL_SMTP
 - UTL_TCP

- Does this look like security by default?

```
SQL> SELECT grantee, table_name
2 FROM cdb_tab_privs
3 WHERE table_name IN ('DBMS_NETWORK_ACL_ADMIN',
                      'DBMS_NETWORK_ACL_UTILITY',
                      'UTL_HTTP',
                      'UTL_INADDR',
                      'UTL_MAIL',
                      'UTL_SMTP',
                      'UTL_TCP')

4 ORDER BY 2,1;
```

GRANTEE	TABLE_NAME
APEX_040200	UTL_HTTP
DBA	DBMS_NETWORK_ACL_ADMIN
EXECUTE_CATALOG_ROLE	DBMS_NETWORK_ACL_ADMIN
PUBLIC	DBMS_NETWORK_ACL_UTILITY
ORDPLUGINS	UTL_HTTP
PUBLIC	UTL_HTTP
ORACLE_OCM	UTL_INADDR
PUBLIC	UTL_INADDR
APEX_040200	UTL_SMTP
PUBLIC	UTL_SMTP
PUBLIC	UTL_TCP



Network Access Risks (2:2)

- **DBMS_NETWORK_ACL_ADMIN**
 - Use to create Access Control Lists
- **DBMS_NETWORK_ACL_UTILITY**
 - Provides the utility functions that facilitate managing network access permissions
- **UTL_HTTP**
 - Has been used to capture websites and their content including code, images, and video
- **UTL_INADDR**
 - Can be used to interrogate DNS resources
- **UTL_MAIL**
 - Can be used to send data out of the database
- **UTL_SMTP**
 - Can be used to send data out of the database
- **UTL_TCP**
 - Supports application communications with external TCP/IP-based servers



```
SQL> SELECT DECODE(  
2     dbms_network_acl_admin.check_privilege('mlib-org-permissions.xml',  
3     'UWCLASS', 'connect'), 1, 'GRANTED', 0, 'DENIED', NULL) PRIVILEGE  
4 FROM DUAL;
```

```
dbms_network_acl_admin.check_privilege('mlib-org-permissions.xml',  
*  
ERROR at line 2:
```

```
ORA-46114: ACL name /sys/acls/mlib-org-permissions.xml not found.
```

```
SQL> BEGIN  
2     dbms_network_acl_admin.create_acl(acl => 'mlib-org-permissions.xml',  
3     description => 'Network permissions for *.morganslibrary.org',  
4     principal => 'UWCLASS', is_grant => TRUE, privilege => 'connect');  
5 END;  
6 /
```

PL/SQL procedure successfully completed.

```
SQL> SELECT DECODE(  
2     dbms_network_acl_admin.check_privilege('mlib-org-permissions.xml',  
3     'UWCLASS', 'connect'), 1, 'GRANTED', 0, 'DENIED', NULL) PRIVILEGE  
4 FROM DUAL;
```

```
PRIVILEGE  
-----  
GRANTED
```



```
SQL> SELECT utl_inaddr.get_host_name('10.241.1.71') FROM dual;  
      SELECT utl_inaddr.get_host_name('10.241.1.71') FROM dual  
            *  
ERROR at line 1:  
ORA-24247: network access denied by access control list (ACL)  
ORA-06512: at "SYS.UTL_INADDR", line 4  
ORA-06512: at "SYS.UTL_INADDR", line 35  
ORA-06512: at line 1
```



UTL_HTTP

```
DECLARE
  req  utl_http.req;
  resp utl_http.resp;
  value VARCHAR2(1024);
BEGIN
  req := utl_http.begin_request('http://www.morganslibrary.org');
  utl_http.set_header(req, 'User-Agent', 'Mozilla/4.0');
  resp := utl_http.get_response(req);
  LOOP
    utl_http.read_line(resp, value, TRUE);
    dbms_output.put_line(value);
  END LOOP;
  utl_http.end_response(resp);
EXCEPTION
  WHEN utl_http.end_of_body THEN
    utl_http.end_response(resp);
END;
/
```





Other Built-In Packages



DBMS_CREDENTIAL (1:2)

- First released in 12cR1 credentials are database objects that hold a username/password pair for authenticating and impersonating
 - EXTPROC callout functions
 - Remote jobs
 - External jobs
 - DBMS_SCHEDULER file watchers
- Credentials are created using the CREATE_CREDENTIAL procedure in the built-in package
- The package allows specifying the Windows domain for remote external jobs executed against a Windows server

```
SQL> SELECT DISTINCT grantee, table_name AS OBJECT_NAME, privilege
2 FROM cdb_tab_privs
3 WHERE table_name = 'DBMS_CREDENTIAL';
```

GRANTEE	OBJECT_NAME	PRIVILEGE
PUBLIC	DBMS_CREDENTIAL	EXECUTE




```
DECLARE
  cname  user_credentials.credential_name%TYPE := 'UWCRED';
  uname  user_credentials.username%TYPE := 'UWCLASS';
  pwd    sys.scheduler$_credential.password%TYPE := 'ZzYzX6*';
  dbrole VARCHAR2(30) := NULL;
  windom sys.scheduler$_credential.domain%TYPE := NULL;
  comment user_credentials.comments%TYPE := 'Test Cred';
  enable BOOLEAN := FALSE;
BEGIN
  dbms_credential.create_credential(cname, uname, pwd, dbrole, windom, comment, enable);
END;
/

SELECT * FROM scheduler$_credential;
```



Database Link Communications (1:2)

- Database Links can be a valuable productivity tool
- They can also be an attack vector
- Regularly audit existing links and creation of new links

Explanation	Database links are objects that allow creation of an almost transparent connection between databases that can be used to select, insert, update, and/or delete data.																																																												
Validation	<pre>SELECT * FROM dba_db_links ORDER BY 1,2;</pre>																																																												
Finding	<table><thead><tr><th>OWNER</th><th>DB_LINK</th><th>USERNAME</th><th>HOST</th><th>CREATED</th></tr></thead><tbody><tr><td>PUBLIC</td><td>EPMPRD.???.EDU</td><td>SYSADM</td><td>EPMPRD</td><td>19-APR-12</td></tr><tr><td>PUBLIC</td><td>FINPRD.???.EDU</td><td>SYSADM</td><td>FINPRD</td><td>10-NOV-11</td></tr><tr><td>PUBLIC</td><td>HRRPT.???.EDU</td><td>SYSADM</td><td>HRRPT</td><td>10-NOV-11</td></tr><tr><td>PUBLIC</td><td>HRTRN.???.EDU</td><td>SYSADM</td><td>HRTRN</td><td>10-NOV-11</td></tr><tr><td>PUBLIC</td><td>OEPRD.???.EDU</td><td>PS_READ</td><td>oeprd</td><td>07-DEC-11</td></tr><tr><td>PUBLIC</td><td>OUDWH.???.EDU</td><td>PS_READ</td><td>??DWH</td><td>10-NOV-11</td></tr><tr><td>PUBLIC</td><td>OUPRD.???.EDU</td><td>PS_READ</td><td>??PRD</td><td>10-NOV-11</td></tr><tr><td>PUBLIC</td><td>PROD.???.EDU</td><td>PS_READ</td><td>PROD</td><td>10-NOV-11</td></tr><tr><td>SPOTLIGHT</td><td>QUEST_SOO_HRPRD1.???.EDU</td><td></td><td>hrprd1</td><td>02-DEC-11</td></tr><tr><td>SPOTLIGHT</td><td>QUEST_SOO_HRPRD2.???.EDU</td><td></td><td>hrprd2</td><td>02-DEC-11</td></tr><tr><td>SPOTLIGHT</td><td>QUEST_SOO_HRPRD3.???.EDU</td><td></td><td>hrprd3</td><td>02-DEC-11</td></tr></tbody></table>	OWNER	DB_LINK	USERNAME	HOST	CREATED	PUBLIC	EPMPRD.???.EDU	SYSADM	EPMPRD	19-APR-12	PUBLIC	FINPRD.???.EDU	SYSADM	FINPRD	10-NOV-11	PUBLIC	HRRPT.???.EDU	SYSADM	HRRPT	10-NOV-11	PUBLIC	HRTRN.???.EDU	SYSADM	HRTRN	10-NOV-11	PUBLIC	OEPRD.???.EDU	PS_READ	oeprd	07-DEC-11	PUBLIC	OUDWH.???.EDU	PS_READ	??DWH	10-NOV-11	PUBLIC	OUPRD.???.EDU	PS_READ	??PRD	10-NOV-11	PUBLIC	PROD.???.EDU	PS_READ	PROD	10-NOV-11	SPOTLIGHT	QUEST_SOO_HRPRD1.???.EDU		hrprd1	02-DEC-11	SPOTLIGHT	QUEST_SOO_HRPRD2.???.EDU		hrprd2	02-DEC-11	SPOTLIGHT	QUEST_SOO_HRPRD3.???.EDU		hrprd3	02-DEC-11
OWNER	DB_LINK	USERNAME	HOST	CREATED																																																									
PUBLIC	EPMPRD.???.EDU	SYSADM	EPMPRD	19-APR-12																																																									
PUBLIC	FINPRD.???.EDU	SYSADM	FINPRD	10-NOV-11																																																									
PUBLIC	HRRPT.???.EDU	SYSADM	HRRPT	10-NOV-11																																																									
PUBLIC	HRTRN.???.EDU	SYSADM	HRTRN	10-NOV-11																																																									
PUBLIC	OEPRD.???.EDU	PS_READ	oeprd	07-DEC-11																																																									
PUBLIC	OUDWH.???.EDU	PS_READ	??DWH	10-NOV-11																																																									
PUBLIC	OUPRD.???.EDU	PS_READ	??PRD	10-NOV-11																																																									
PUBLIC	PROD.???.EDU	PS_READ	PROD	10-NOV-11																																																									
SPOTLIGHT	QUEST_SOO_HRPRD1.???.EDU		hrprd1	02-DEC-11																																																									
SPOTLIGHT	QUEST_SOO_HRPRD2.???.EDU		hrprd2	02-DEC-11																																																									
SPOTLIGHT	QUEST_SOO_HRPRD3.???.EDU		hrprd3	02-DEC-11																																																									



Database Link Communications (2:2)

■ DBMS_DISTRIBUTED_TRUST_ADMIN

- First released with in 2001, contains procedures to maintain the Trusted Servers List
- Use the package to define whether a server is trusted. If a database is not trusted, Oracle refuses current user database links from the database
 - Cannot stop PDB to PDB links in the same CDB

```
SQL> exec dbms_distributed_trust_admin.deny_all;

PL/SQL procedure successfully completed.

SQL> SELECT * FROM ku$_trlink_view;

V V NAME          FUNCTION                                TYPE
-- --
1 0 -*           DBMS_DISTRIBUTED_TRUST_ADMIN.DENY_ALL    0

SQL> exec dbms_distributed_trust_admin.allow_server('BIGDOG.MLIB.ORG');

PL/SQL procedure successfully completed.

SQL> SELECT * FROM ku$_trlink_view;

V V NAME          FUNCTION                                TYPE
-- --
1 0 -*           DBMS_DISTRIBUTED_TRUST_ADMIN.DENY_ALL    0
1 0 BIGDOG.MLIB.ORG DBMS_DISTRIBUTED_TRUST_ADMIN.ALLOW_SERVER 1
```





SQL Injection



SQL Injection

- 25% of all attacks are by SQL Injection ... and 89% of all data stolen is the result of a SQL Injection attack
- If you do not know how to attack your databases ... you cannot prevent an attack?
- To prevent SQL Injection attacks
 - Use Bind Variables
 - Use DBMS_ASSERT

```
SQL> SELECT dbms_assert.sql_object_name('UWCLASS.SERVERS')
       2 FROM dual;
```

```
DBMS_ASSERT.SQL_OBJECT_NAME('UWCLASS.SERVERS')
```

```
-----  
UWCLASS.SERVERS
```

```
SQL> SELECT dbms_assert.sql_object_name('UWCLASS.SERVERZ')
       2 FROM dual;
```

```
SELECT dbms_assert.sql_object_name('UWCLASS.SERVERZ')
```

```
*
```

```
ERROR at line 1:
```

```
ORA-44002: invalid object name
```

```
ORA-06512: at "SYS.DBMS_ASSERT", line 383
```





Miscellaneous Topics



ACCESSIBLE BY Clause

- Used in PL/SQL to control access within a schema so packages, procedures, and functions can only be executed by specifically named objects

```
CREATE OR REPLACE FUNCTION test_src RETURN PLS_INTEGER
ACCESSIBLE BY (FUNCTION test_yes) AUTHID DEFINER IS
BEGIN
    RETURN 42;
END test_src;
/

CREATE OR REPLACE FUNCTION test_yes RETURN PLS_INTEGER AUTHID
DEFINER IS
BEGIN
    RETURN test_src;
END test_yes;
/

CREATE OR REPLACE FUNCTION test_no RETURN PLS_INTEGER AUTHID DEFINER
IS
BEGIN
    RETURN test_src;
END test_no;
/

Warning: Function created with compilation errors.

SQL> show err
Errors for FUNCTION TEST_NO:

LINE/COL ERROR
-----
3/3      PL/SQL: Statement ignored
3/10     PLS-00904: insufficient privilege to access object TEST_SRC
```



Encryption & Hashing

- In the database you can implement many different types of encryption: Each one optimized for a specific purpose some of which require extra licensing such as TDE
 - DBMS_CRYPTO
 - STANDARD_HASH
- Encryption is of limited value unless executed by the application before the values get to the database

```
SQL> DECLARE
  2   enc_val   RAW(2000);
  3   l_key     RAW(2000);
  4   l_key_len NUMBER := 128/8; -- convert bits to bytes
  5   l_mod     NUMBER := dbms_crypto.ENCRYPT_AES128+dbms_crypto.CHAIN_CBC+dbms_crypto.PAD_ZERO;
  6 BEGIN
  7   l_key := dbms_crypto.randombytes(l_key_len);
  8   enc_val := dbms_crypto.encrypt(utl_i18n.string_to_raw('4114-0113-1518-7114', 'AL32UTF8'), l_mod, l_key);
  9   dbms_output.put_line(enc_val);
 10 END;
 11 /
```

```
3DBA29959C45EE0E54B5BE6F2304BC1CFB2FFACA2D44A43A2C1E071E2ACA98D7
```

```
PL/SQL procedure successfully completed.
```



Operating System Configuration

- As a server boots it needs to know the mapping of some hostnames to IP addresses before DNS can be referenced
- The mapping is kept in the `/etc/hosts` file
- In the absence of a name server, a network program on your system consults this file to determine the IP address that corresponds to a host name
- Be sure that the file does not contain any mappings that are not essential ... unnecessary mappings compromise security

```
# Do not remove the following line, or various programs that require network functionality will fail.
::1 localhost6.localdomain6 localhost6

192.168.17.24 orclsys1-priv1.example.com orclsys1-priv1
192.168.17.25 orclsys2-priv1.example.com orclsys2-priv1

#SCAN IP
192.0.2.16 orclsys-scan.example.com orclsys-scan

192.168.17.24 orclsys1-priv1.example.com orclsys1-priv1
192.168.17.25 orclsys2-priv1.example.com orclsys2-priv1

#SCAN IP
192.0.2.22 orclsys-scan.example.com orclsys-scan

192.168.17.24 orclsys1-priv1.example.com orclsys1-priv1
192.168.17.25 orclsys2-priv1.example.com orclsys2-priv1

#SCAN IP
192.0.2.22 orclsys-scan.example.com orclsys-scan

# Following added by OneCommand
127.0.0.1 localhost.localdomain localhost

# PUBLIC HOSTNAMES

# PRIVATE HOSTNAMES
192.168.16.24 orclsys1-priv0.example.com orclsys1-priv0
192.168.16.25 orclsys2-priv0.example.com orclsys2-priv0
192.168.17.24 orclsys1-priv1.example.com orclsys1-priv1
192.168.17.25 orclsys2-priv1.example.com orclsys2-priv1

# VIP HOSTNAMES
192.0.2.20 orclsys1-vip.example.com orclsys1-vip
192.0.2.21 orclsys2-vip.example.com orclsys2-vip


# NET(0-3) HOSTNAMES
192.0.2.18 orclsys1.example.com orclsys1
192.0.2.19 orclsys2.example.com orclsys2

#SCAN IP
192.0.2.22 orclsys-scan.example.com orclsys-scan
```



Patching: A Risk Hiding In Plain Sight

- Is your operating environment patching current?
- Is your database version fully supported?
- Is your database patching current?
- Don't make it easier for the predators



As If It Was Required That I Further Emphasize The Point

```
SQL*Plus: Release 11.2.0.1.0 Production on Thu Aug 24 13:56:10 2017  
Copyright (c) 1982, 2010, Oracle. All rights reserved.  
Enter user-name: WFHMDW30  
Enter password:  
ERROR:  
ORA-12560: TNS:protocol adapter error  
  
Enter user-name: _
```

This is from one of the largest commercial banks in the US
One that people in this room do business with



Recyclebin

- Tables contain data and when tables are dropped, unless the PURGE keyword is used, the table and its indexes remain queryable and recoverable in the recyclebin
- Always drop table with PURGE
`drop table <table_name> PURGE;`

```
SQL> CREATE TABLE dropme (soc_sec_no VARCHAR2(11));

SQL> INSERT INTO dropme (soc_sec_no)
  2  VALUES ('523-14-0963');

SQL> COMMIT;

SQL> DROP TABLE dropme;

SQL> SELECT object_name, original_name, type, related, base_object
  2  FROM user_recyclebin;

SQL> SELECT * FROM "BIN$eVwc/lghQwq9QkrmYD1vRg==$0";

SQL> FLASHBACK TABLE dropme TO BEFORE DROP;

SQL> desc dropme

SQL> SELECT * FROM dropme;
```



Startup Initialization Parameters

- There are a number of init.ora/spfile parameters that can contribute to creating a more secure environment
 - O7_DICTIONARY_ACCESSIBILITY
 - LDAP_DIRECTORY_ACCESS
 - LDAP_DIRECTORY_SYSAUTH
 - OS_AUTHENT_PREFIX
 - OS_ROLES
 - REMOTE_LISTENER
 - REMOTE_LOGIN_PASSWORDFILE
 - REMOTE_OS_ROLES
 - SEC_CASE_SENSITIVE_LOGON
 - SEC_MAX_FAILED_LOGIN_ATTEMPTS
 - SEC_PROTOCOL_ERROR_FURTHER_ACTION
 - SEC_PROTOCOL_ERROR_TRACE_ACTION
 - SEC_RETURN_SERVER_RELEASE_BANNER
 - SQL92_SECURITY



O7_DICTIONARY_ACCESSIBILITY (1:2)

- Version 7 Dictionary Accessibility support
- Range of values: {FALSE | TRUE}
- The default is FALSE ... monitor for changes

- Recommendation
 - CIS recommends the default value of FALSE

```
ALTER SYSTEM SET o7_dictionary_accessibility = FALSE  
COMMENT='Reset to TRUE on 21-APR-2016'  
SID='*'  
SCOPE=BOTH;
```



O7_DICTIONARY_ACCESSIBILITY (2:2)

Explanation	<p>Set o7_dictionary_accessibility to FALSE to prevent users with EXECUTE ANY PROCEDURE and SELECT ANY DICTIONARY from accessing objects in the SYS schema FALSE is the default.</p> <p>Note: In Oracle Applications 11.5.9 and lower, O7_DICTIONARY_ACCESSIBILITY must be set to TRUE. This is required for proper functioning of the application and Oracle does not support setting it to FALSE. In Apps 11.5.10 and higher, it should be set to FALSE.</p>
Validation	<pre>SELECT value FROM v\$parameter WHERE name = 'o7_dictionary_accessibility';</pre>
Finding	Set to FALSE
Action	No action required.



LDAP_DIRECTORY_ACCESS

- Specifies whether Oracle refers to Oracle Internet Directory for user authentication information
- If directory access is turned on this parameter also specifies how users are authenticated
- Range of values: {NONE | PASSWORD | SSL}
- The default is 'NONE'
- Recommendation
 - Alter this parameter only in accordance with installation of LDAP provisioning

```
ALTER SYSTEM SET ldap_directory_access = NONE  
COMMENT='Reset to TRUE on 21-APR-2016'  
SID='*'  
SCOPE=BOTH;
```



LDAP_DIRECTORY_SYSAUTH

- Enables or disables directory-based authorization for SYSDBA and SYSOPER
- Range of values: {NO | YES}
- The default is 'no'
- Recommendation
 - Alter this parameter only in accordance with installation of LDAP provisioning

```
ALTER SYSTEM SET ldap_directory_sysauth = no  
COMMENT='Reset to no on 21-APR-2016'  
SID='*'  
SCOPE=SPFILE;
```



OS_AUTHENT_PREFIX

- Creating a userid, in an Oracle database, that bypasses an authentication challenge for a password is an attack vector waiting to be used

Explanation	Set the initialization parameter <code>os_authent_prefix</code> to a null string. OS roles are subject to control outside the database. The duties and responsibilities of DBAs and system administrators should be separated. It must be set to limit the external use of an account to an IDENTIFIED EXTERNALLY specified user.
Validation	<pre>SELECT value FROM v\$parameter WHERE name = 'os_authent_prefix';</pre>
Finding	Set to OPS\$ and OPS\$ externally identified user accounts have been found in the database.
Action	<p>We recommend that this parameter be changed and that all externally authenticated user accounts be backed up and then dropped.</p> <pre>ALTER SYSTEM SET os_authent_prefix="" COMMENT='Set to FALSE <date>' SID='*' SCOPE=SPFILE;</pre> <p>The database must be restarted for this change to take effect.</p>



OS_ROLES (1:2)

- Determines whether Oracle or the O/S identifies and manages the roles of each username
- Range of values: {FALSE | TRUE}
- The default is FALSE which means that Oracle manages the roles (not the operating system)
- Recommendation
 - CIS recommends the default value of FALSE

```
ALTER SYSTEM SET os_roles = FALSE  
COMMENT='Reset to FALSE on 21-APR-2016'  
SID='*'  
SCOPE=SPFILE;
```



OS_ROLES (2:2)

Explanation	Set the initialization parameter <code>os_roles</code> to <code>FALSE</code> . <code>OS_ROLES</code> allows externally created groups to be used to manage database roles. This can lead to misaligned or inherited permissions.
Validation	<pre>SELECT value FROM v\$parameter WHERE name = 'os_roles';</pre>
Finding	Set to <code>FALSE</code>
Action	No action required.



REMOTE_LISTENER (1:2)

- Specifies whether Oracle checks for a password file
Range of values: {NULL string | <remote_listener_mapping>}
- The default is a NULL string
- Recommendation
 - CIS recommends a NULL string to prevent the use of a listener on a remote server

```
-- if an entry exists that needs to be deleted  
ALTER SYSTEM RESET remote_listener  
SID='*'  
SCOPE=SPFILE;
```



REMOTE_LISTENER (2:2)

Explanation	Set the initialization parameter remote_listener to a NULL string. Prevent the use of a listener on a remote server separate from the database instance.
Validation	<pre>SELECT value FROM v\$parameter WHERE name = 'remote_listener';</pre>
Action	<pre>ALTER SYSTEM SET remote_listener="<rac_node>" COMMENT='Set to NULL <date>' SID='*' SCOPE=SPFILE;</pre> <p>The database must be restarted for this change to take effect.</p>
Finding	<p>The PROD value is: *.remote_listener='prod.hr-prod.nor.???.edu:1521'</p> <p>The QA value is: *.remote_listener='norhr-prd-scan.???.net.???.edu:13444'</p> <p>If there is no compelling reason for this port to be used recommend that the port number be dropped below 9000 so as not to conflict with the default database port range of 9000 to 65,000.</p>



REMOTE_LOGIN_PASSWORDFILE (1:2)

- Specifies whether Oracle checks for a password file
Range of values: {SHARED | EXCLUSIVE | NONE}
- The default is 'EXCLUSIVE' which means the password file is not shared among multiple DBs
- Recommendation
 - CIS recommends NONE which means that privileged users must be authenticated by the operating system

```
ALTER SYSTEM SET remote_login_passwordfile = NONE  
COMMENT='Set to NONE on 21-APR-2016'  
SID='*'  
SCOPE=SPFILE;
```



REMOTE_LOGIN_PASSWORDFILE (2:2)

Explanation	Prevents remote privileged connections to the database. This suggests that remote administration should be performed by remotely logging into the database server via a secured connection. Alternately, an administrative listener could be created, the remote_login_passwordfile set to exclusive, and logging of the administrative listener implemented. The return value should be 'NONE' .
Validation	<pre>SELECT value FROM v\$parameter WHERE name = 'remote_login_passwordfile';</pre>
Finding	<pre>VALUE ----- EXCLUSIVE</pre>
Action	<p>Set remote_login_passwordfile setting to none. Implement SSH or other secure shell method to remotely administer the Oracle server.</p> <pre>ALTER SYSTEM SET remote_login_passwordfile = 'NONE' COMMENT='Changed to NONE <date>' SID='*' SCOPE=SPFILE;</pre> <p>The database must be restarted for this change to take effect.</p>



REMOTE_OS_ROLES (1:2)

- Specifies whether operating system roles are allowed for remote clients
- Range of values: {FALSE | TRUE}
- The default is FALSE which causes Oracle to identify and manage roles for remote clients
- Recommendation
 - CIS recommends the default value of FALSE

```
ALTER SYSTEM SET remote_os_roles = TRUE  
COMMENT='Reset to TRUE on 21-APR-2016'  
SID='*'  
SCOPE=BOTH;
```



REMOTE_OS_ROLES (2:2)

Explanation	Set the initialization parameter remote_os_roles to FALSE. Connection spoofing must be prevented. The default value is FALSE.
Validation	<pre>SELECT value FROM v\$parameter WHERE name = 'remote_os_roles';</pre>
Finding	Set to FALSE
Action	No action required.



SEC_CASE_SENSITIVE_LOGON

- Specifies that all user passwords be stored and evaluated for case sensitivity
- Range of Values: {FALSE | TRUE}
- The default is TRUE
- Recommendation
 - CIS recommends case sensitive passwords be enabled

```
ALTER SYSTEM SET sec_case_sensitive_logon = TRUE  
COMMENT='Reset to TRUE on 21-APR-2016'  
SID='*'  
SCOPE=BOTH;
```



SEC_MAX_FAILED_LOGIN_ATTEMPTS (1:2)

- Specifies the number of authentication attempts that can be made by a client on a connection to the server process
- After the specified number of failure attempts, the connection will be automatically dropped by the server process
- The default is 10 which is a laughably high value
- Recommendation
 - CIS recommends 3

```
ALTER SYSTEM SET sec_max_failed_login_attempts = 3  
COMMENT='Reset to TRUE on 21-APR-2016'  
SID='*'  
SCOPE=BOTH;
```



SEC_MAX_FAILED_LOGIN_ATTEMPTS (2:2)

Explanation	Set the maximum number of failed login attempts to be 3 or in sync with established password policies. This will reduce the effectiveness of a password brute force attack.
Validation	<pre>SELECT value FROM v\$parameter WHERE name = 'sec_max_failed_login_attempts';</pre> <p>The return value should be TRUE</p>
Finding	<pre>VALUE ----- 10</pre>
Action	<p>Recommend setting to a lower number to minimize the footprint for a brute-force attack.</p> <pre>ALTER SYSTEM SET sec_max_failed_login_attempts = 3 COMMENT='Set to TRUE <date>' SID='*' SCOPE=BOTH;</pre> <p>The database must be restarted for this change to take effect.</p>



SEC_PROTOCOL_ERROR_FURTHER_ACTION (1:2)


- Specifies the further execution of a server process when receiving bad packets from a possibly malicious client
- Range of Values: {CONTINUE | DELAY <integer> | DROP <integer>}
- The default is 'DROP, 3' in 12.1 but in earlier versions was CONTINUE
- Recommendation
 - CIS recommends not using CONTINUE and Oracle adopted the change in 12c

```
ALTER SYSTEM SET sec_protocol_error_trace_action = 'DELAY'  
COMMENT='Set to DELAY on 21-APR-2016'  
SID='*'  
SCOPE=BOTH;
```



SEC_PROTOCOL_ERROR_FURTHER_ACTION (2:2)

Explanation	When bad packets are received from a client the server will wait the specified number of seconds before allowing a connection from the same client. This help mitigate malicious connections or DOS conditions. Set to DELAY <seconds>.
Validation	<pre>SELECT value FROM v\$parameter WHERE name = 'sec_protocol_error_further_action';</pre>
Finding	<pre>VALUE ----- CONTINUE</pre>
Action	<pre>ALTER SYSTEM SET sec_protocol_error_further_action = 'DELAY 1' COMMENT='Set to Delay of 1 second <date>' SID='*' SCOPE=SPFILE;</pre> <p>The database must be restarted for this change to take effect.</p>



SEC_PROTOCOL_ERROR_TRACE_ACTION (1:2)

- Specifies the action that the database should take when bad packets are received from a possibly malicious client
- Range of Values: {NONE | TRACE | LOG | ALERT}
- The default is 'TRACE' which causes a detailed trace file is generated when bad packets are received, which can be used to debug any problems in client/server communication
- Recommendation
 - CIS recommends not using TRACE as detailed logging can be utilized as a DDOS attack

```
ALTER SYSTEM SET sec_protocol_error_trace_action = 'ALERT'  
COMMENT='Set to ALERT on 21-APR-2016'  
COMMENT='Set to LOG <date>'  
SID='*'  
SCOPE=BOTH;
```



SEC_PROTOCOL_ERROR_TRACE_ACTION (2:2)

Explanation	Specify the action a database should take when a bad packet is received. TRACE generates a detailed trace file and should only be used when debugging. ALERT or LOG should be used to capture the event. Use currently established procedures for checking console or log file data to monitor these events.
Validation	<pre>SELECT value FROM v\$parameter WHERE name = 'sec_protocol_error_trace_action';</pre> <p>The return value should be LOG or ALERT</p>
Finding	<pre>VALUE ----- TRACE</pre>
Action	<pre>ALTER SYSTEM SET sec_protocol_error_trace_action = 'ALERT' COMMENT='Set to LOG <date>' SID='*' SCOPE=BOTH;</pre>



SEC_RETURN_SERVER_RELEASE_BANNER (1:2)

- Specifies whether or not the server returns complete database software information to clients
- Range of values: {FALSE | TRUE}
- The default is FALSE
- Recommendation
 - The parameter no longer appears to do anything and can be ignored but keep it FALSE in view of the possibility of Oracle making changes

```
ALTER SYSTEM SET sec_return_server_release_banner = TRUE
COMMENT='Set to TRUE on 21-APR-2016'
SID='*'
SCOPE=MEMORY;

ALTER SYSTEM SET sec_return_server_release_banner = FALSE
COMMENT='Reset to FALSE on 21-APR-2016'
SID='*'
SCOPE=MEMORY;
```



SEC_RETURN_SERVER_RELEASE_BANNER (2:2)

```
-- startup with parameter set to TRUE
```

```
C:\Users\oracle>sqlplus uwclass/uwclass@pdbdev
```

```
SQL*Plus: Release 12.1.0.2.0 Production on Tue Apr 19 07:32:15 2016
```

```
Copyright (c) 1982, 2014, Oracle. All rights reserved.
```

```
Last Successful login time: Tue Apr 19 2016 07:32:04 -07:00
```

```
Connected to:
```

```
Oracle Database 12c Enterprise Edition Release 12.1.0.2.0 - 64bit Production
```

```
With the Partitioning, OLAP, Advanced Analytics and Real Application Testing options
```

```
-- startup with parameter set to FALSE
```

```
C:\Users\oracle>sqlplus uwclass/uwclass@pdbdev
```

```
SQL*Plus: Release 12.1.0.2.0 Production on Tue Apr 19 07:37:18 2016
```

```
Copyright (c) 1982, 2014, Oracle. All rights reserved.
```

```
Last Successful login time: Tue Apr 19 2016 07:32:15 -07:00
```

```
Connected to:
```

```
Oracle Database 12c Enterprise Edition Release 12.1.0.2.0 - 64bit Production
```

```
With the Partitioning, OLAP, Advanced Analytics and Real Application Testing options
```



SQL92_SECURITY

- The SQL standard specifies that security administrators should be able to require that users have SELECT privilege on a table when executing an UPDATE or DELETE statement that references table column values in a WHERE or SET clause
- SQL92_SECURITY specifies whether users must have been granted the SELECT object privilege in order to execute such UPDATE or DELETE statements
- Range of values: {FALSE | TRUE}
- The default is FALSE
- Recommendation
 - Enabling this decreases security as it grants the ability to see what is being updated or deleted as well as all other rows in the object(s)



UTL_FILE_DIR

- This parameter designates a directory path to which, without further permission grants, users can read and write data

Explanation	Remove the initialization parameter UTL_FILE_DIR and use Directory objects. Do not use the utl_file_dir parameter as the locations can be read and written to by all users. Specify directories using CREATE DIRECTORY which requires granting of privileges to each user. This function has been deprecated since version 9.2 migration is recommended.
Validation	<pre>SELECT value FROM v\$parameter WHERE name = 'utl_file_dir';</pre>
Finding	<p>Set in PRD and QA to: *.utl_file_dir='/backup/fileio'</p> <p>This parameter should be removed and a directory object created in its place.</p>
Action	<pre>ALTER SYSTEM SET utl_file_dir='' COMMENT='Set to FALSE <date>' SID='*' SCOPE=SPFILE;</pre> <p>The database must be restarted for this change to take effect.</p> <p>Use CREATE DIRECTORY to create corresponding directory object(s) as required.</p>



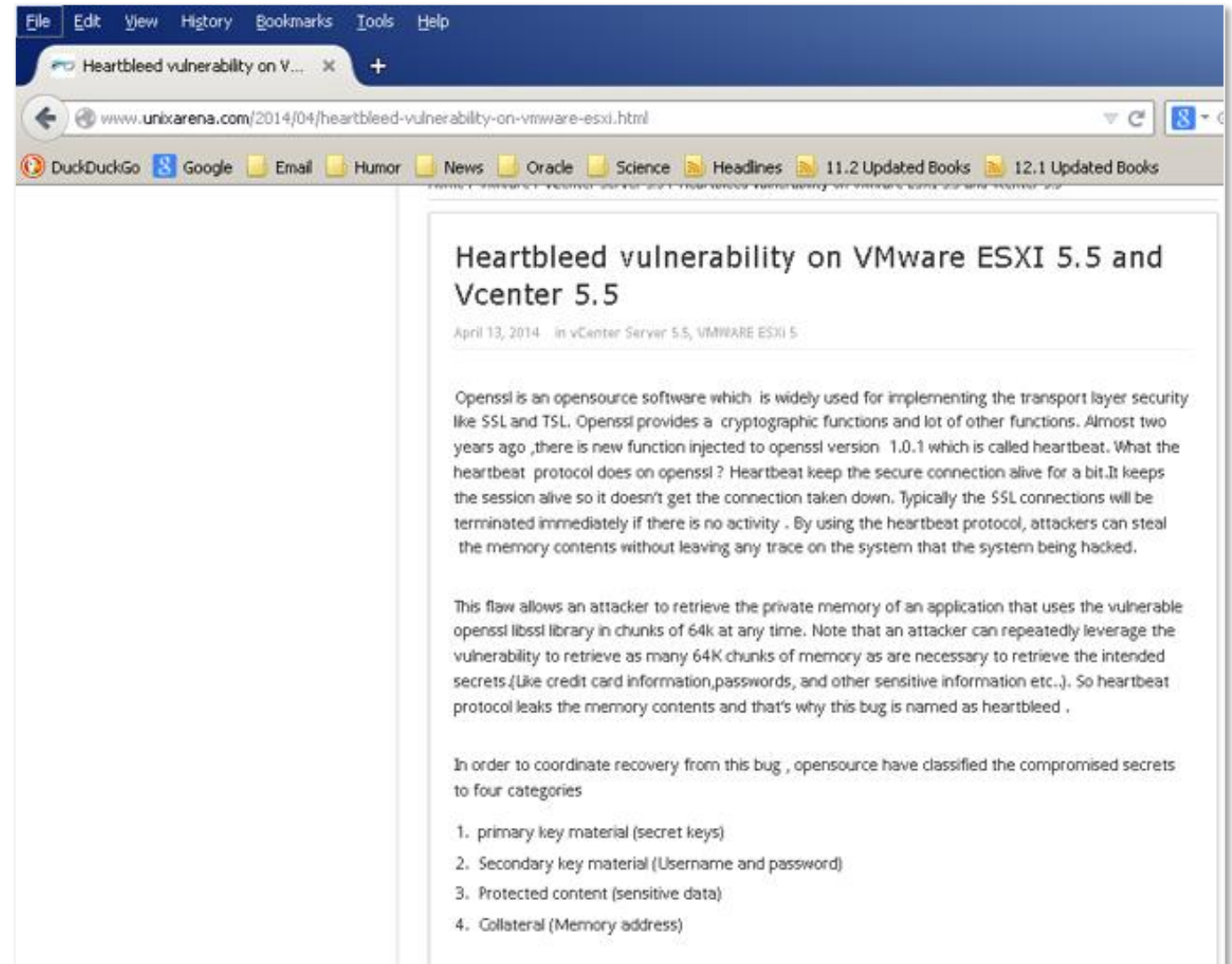
Storage

- The following are all locations commonly used to store data assets or information that can be used to compromise access to those assets
 - Data Files (both file systems and ASM)
 - Standby Databases
 - Archived redo logs
 - On-site Backups
 - Courier shipments
 - Exports
 - RMAN scripts
 - Data Pump export and import scripts
 - Shell scripts and cron jobs
 - Replication tools such as GoldenGate, ODI, Informatica
 - Used storage drives
 - The entire \$ORACLE_BASE file system
 - /rdbms/admin directory
 - Trace files



Virtual Machines (1:2)

- Virtual machines are not more secure than any other operating environment
 - Implement regular password changes as a matter of policy and procedure
 - Force password complexity
 - Track the names of all persons with access to the password
 - Determine whether ESXi Credentials in use and if not implement them
 - Regularly review logs that live, by default, in the vmdk hypervisor

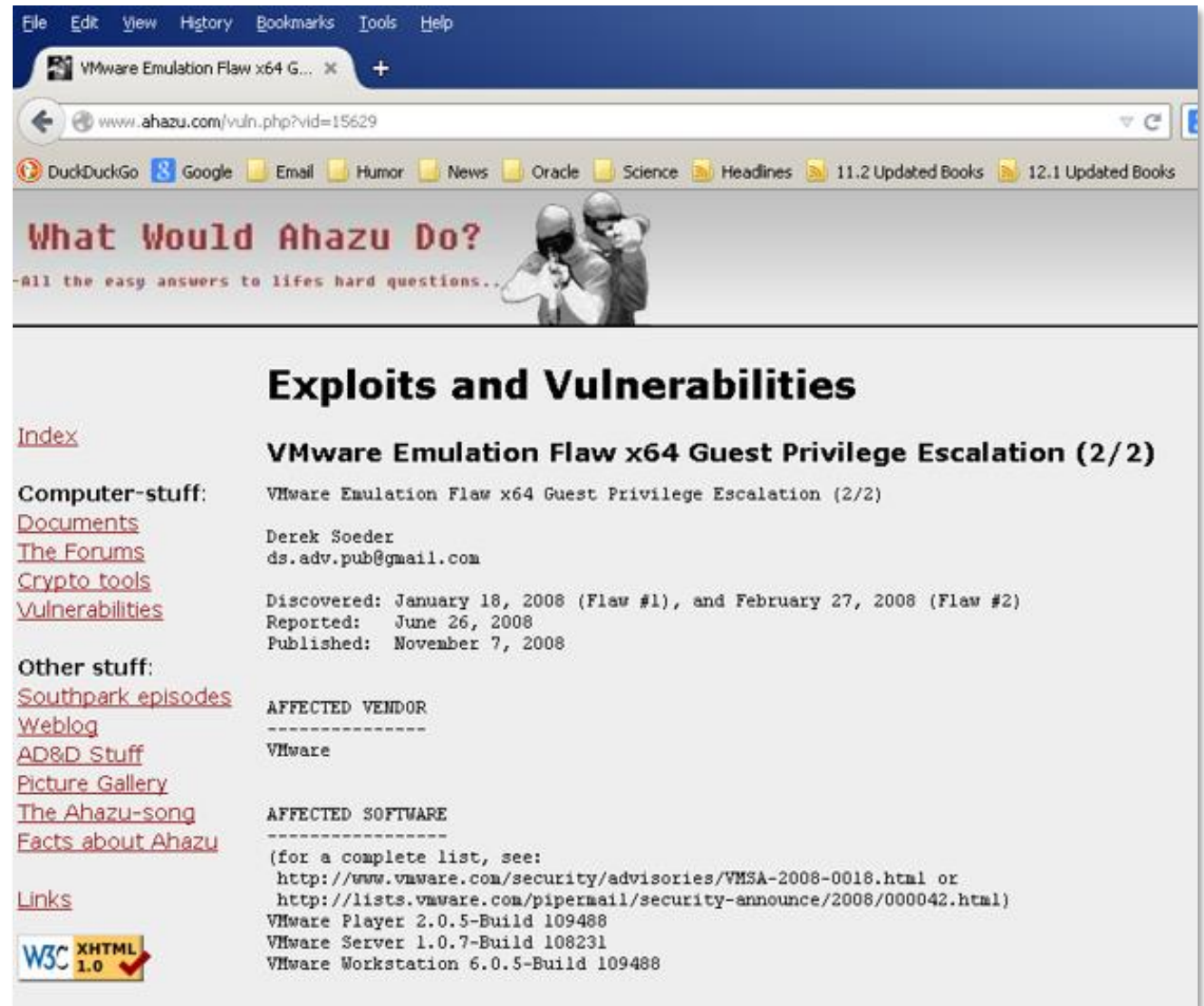


The screenshot shows a web browser window with the address bar displaying www.unixarena.com/2014/04/heartbleed-vulnerability-on-vmware-esxi.html. The page title is "Heartbleed vulnerability on VMware ESXI 5.5 and Vcenter 5.5". The article text explains that OpenSSL is an open-source software used for implementing transport layer security like SSL and TLS. It mentions a new function called "heartbeat" injected into OpenSSL version 1.0.1, which is used to keep secure connections alive. The article states that this flaw allows an attacker to retrieve private memory of an application that uses the vulnerable OpenSSL library in chunks of 64K at any time. It also lists four categories of compromised secrets: 1. primary key material (secret keys), 2. Secondary key material (Username and password), 3. Protected content (sensitive data), and 4. Collateral (Memory address).



Virtual Machines (2:2)

- Virtual machines are not more secure than any other operating environment
 - Implement regular password changes as a matter of policy and procedure
 - Force password complexity
 - Track the names of all persons with access to the password
 - Determine whether ESXi Credentials in use and if not implement them
 - Regularly review logs that live, by default, in the vmdk hypervisor



File Edit View History Bookmarks Tools Help

VMware Emulation Flaw x64 G... x +

www.ahazu.com/vuln.php?vid=15629

DuckDuckGo Google Email Humor News Oracle Science Headlines 11.2 Updated Books 12.1 Updated Books

What Would Ahazu Do?
All the easy answers to lifes hard questions...

Exploits and Vulnerabilities

[Index](#)

Computer-stuff:
[Documents](#)
[The Forums](#)
[Crypto tools](#)
[Vulnerabilities](#)

Other stuff:
[Southpark episodes](#)
[Weblog](#)
[AD&D Stuff](#)
[Picture Gallery](#)
[The Ahazu-song](#)
[Facts about Ahazu](#)

[Links](#)

W3C XHTML 1.0

VMware Emulation Flaw x64 Guest Privilege Escalation (2/2)

VMware Emulation Flaw x64 Guest Privilege Escalation (2/2)

Derek Soeder
ds.adv.pub@gmail.com

Discovered: January 18, 2008 (Flaw #1), and February 27, 2008 (Flaw #2)
Reported: June 26, 2008
Published: November 7, 2008

AFFECTED VENDOR

VMware

AFFECTED SOFTWARE

(for a complete list, see:
<http://www.vmware.com/security/advisories/VMSA-2008-0018.html> or
<http://lists.vmware.com/pipermail/security-announce/2008/000042.html>)
VMware Player 2.0.5-Build 109488
VMware Server 1.0.7-Build 108231
VMware Workstation 6.0.5-Build 109488



Security in the Oracle Cloud



Oracle 18c in Oracle Cloud Infrastructure (1:2)

- The OCI Cloud may not be available to you ... but many of its security features are and can be quickly adopted
- Here is Oracle's SQLNET.ORA

```
[oracle@db18c-ee-hp admin]$ more sqlnet.ora
SQLNET.ENCRYPTION_SERVER = required

SQLNET.CRYPTO_CHECKSUM_TYPES_SERVER = (SHA1)

SQLNET.CRYPTO_CHECKSUM_SERVER = required

ENCRYPTION_WALLET_LOCATION =
(SOURCE=(METHOD=FILE) (METHOD_DATA=(DIRECTORY=/u01/app/oracle/admin/orcl/tde_wallet)))

SQLNET.ENCRYPTION_TYPES_SERVER = (AES256, AES192, AES128)

NAMES.DIRECTORY_PATH = (TNSNAMES, EZCONNECT)

SQLNET.WALLET_OVERRIDE = FALSE

SQLNET.EXPIRE_TIME = 10

SSL_VERSION = 1.2

WALLET_LOCATION = (SOURCE=(METHOD=FILE) (METHOD_DATA=(DIRECTORY=/u01/app/oracle/admin/orcl/db_wallet)))
```



Oracle 18c in Oracle Cloud Infrastructure (2:2)

- The OCI Cloud may not be available to you ... but many of its security features are and can be quickly adopted
- Here is Oracle's LISTENER.ORA

```
[oracle@db18c-ee-hp admin]$ more listener.ora
# listener.ora Network Configuration File: /u01/app/oracle/product/18.0.0/dbhome_1/network/admin/listener.ora
# Generated by Oracle configuration tools.

LISTENER =
  (DESCRIPTION_LIST =
    (DESCRIPTION =
      (ADDRESS = (PROTOCOL = TCP) (HOST = db18c-ee-hp.compute-a430291.oraclecloud.internal) (PORT = 1521))
      (ADDRESS = (PROTOCOL = IPC) (KEY = EXTPROC1521))
    )
  )

VALID_NODE_CHECKING_REGISTRATION_LISTENER=ON
SSL_VERSION = 1.2
```



OEM and OMC

- The OEM development team has been split in half with one half continuing to work on OEM and the other half building the Oracle Management Cloud (OMC) and migrating functionality to OMC
- What will remain in OEM is basic functionality such as starting and stopping
- Monitoring activities are moving to OMC
- OMC will be available on-premise and in the cloud

Name	Description
Application Performance Monitoring	Diagnostic & Tuning Pack
Infrastructure Monitoring	Single Pane-of-Glass
Log Analytics	Splunk Killer
IT Analytics	Splunk Killer
Configuration & Compliance	Governance
Security Monitoring & Analytics	Security Warnings & Alerts
Orchestration	Process Automation
Dashboards	Business Intelligence
Explorers	Business Intelligence



Oracle Management Cloud

The screenshot displays the Oracle Management Cloud interface. On the left is a dark sidebar with the following menu items: Management Cloud, Home, Alerts, Dashboards, Data Explorer, APM, Monitoring, Log Analytics, IT Analytics, Orchestration, Security Analytics, Compliance, and Administration. The main area features a grid of nine service tiles, each with a colored background, an icon, a title, and a brief description. The 'Security Monitoring and Analytics' tile is highlighted with a red border.

Service	Icon Description	Description
Application Performance Monitoring	Cloud with speedometer	Rapidly identify, response, and resolve your software roadblocks
Infrastructure Monitoring	Cloud with server and graph	Monitor your entire IT infrastructure - on-premise or on the cloud - from one unified platform
Log Analytics	Cloud with magnifying glass and bar chart	Topology aware log exploration and analytics for modern applications and infrastructure
IT Analytics	Cloud with server and pie chart	Operational big data intelligence for modern IT
Configuration and Compliance	Cloud with checklist	Automate application and infrastructure configuration assessments
Security Monitoring and Analytics	Cloud with shield and padlock	Detect, investigate and mitigate security threats
Orchestration	Cloud with gear and code symbols	Schedule, execute and report on tasks at scale
Dashboards	Bar chart	Build custom dashboards using out-of-the-box widgets or your own visualization of data
Explorers	Magnifying glass	Search, analyze, and visualize data



iPad 1:04 PM 32%

trial.palerra.net

ORACLE CASB Cloud Service

Help Acme Shruti Visweswara

Dashboard: Summary

Summary App Discovery Key Security Indicators

Add App Instance

amazon web services Acme_AWS

box Acme_Box

Office 365 Acme-O365

salesforce Acme_SFDC

servicenow Acme_Snow

Health Summary

Issues for Acme_AWS

32	1	1
Security Controls	Incidents	Threats

5 Policy Alerts

Data processed in the last 90 days

4 MB	24363	13
Data Size	Records	IP Addresses

4756 normal, 13 suspicious events. Filter

North America Europe Africa

North Atlantic Ocean

Suspicious and normal IP addresses

IP addresses that accessed your apps

User risk levels

Determined by anomalous or suspicious activity

Users with the most f

mary.baker@acmeloric.





iPad
1:27 PM
trial.palerra.net
24%

Threats for: SFDC | Instance: Acme_SFDC

Time Range: Last 4 weeks
 Show All

- Unique Login IPs
- Unique Browsers
- Failed Login Geographical Locations
- Reports Run
- Actions in Password Policy
- Unique Failed Login IPs
- Login Geographical Locations
- Unique OSs
- Network Prefix
- Login Actions
- Unique IP addresses
- Failed Logins
- Manage User Profile actions
- Unique Geographical Locations
- Actions in Manage User Role
- Actions in Mass Record Transfers
- Actions in Sharing Groups
- Actions in Data Export
- Actions in Mass Record Deletes
- Actions in Shared Settings
- Actions in Manage Users

2
Unique Login IPs
SFDC:Acme SFDC
Event Date: Jan 27, 2017 UTC

View incident
Dismiss
Close

Actor: mary.baker@acmeloric.com **Action:** Possible account hijack attempt

Occurred: Feb 09, 2017 22:23:02 UTC

<input type="checkbox"/>		User behavior risk for mary.baker@acmeloric.com	Anomalous activity	Feb 09, 2017 22:21:27 UTC	Open	96963000065	View threat
<input type="checkbox"/>		Brute force attack risk for mary.baker@acmeloric.com	Anomalous activity	Feb 07, 2017 05:57:19 UTC	Open	96963000020	Action
<input type="checkbox"/>		User behavior risk for mary.baker@acmeloric.com	Anomalous activity	Feb 07, 2017 05:56:11 UTC	Open	96963000019	Action




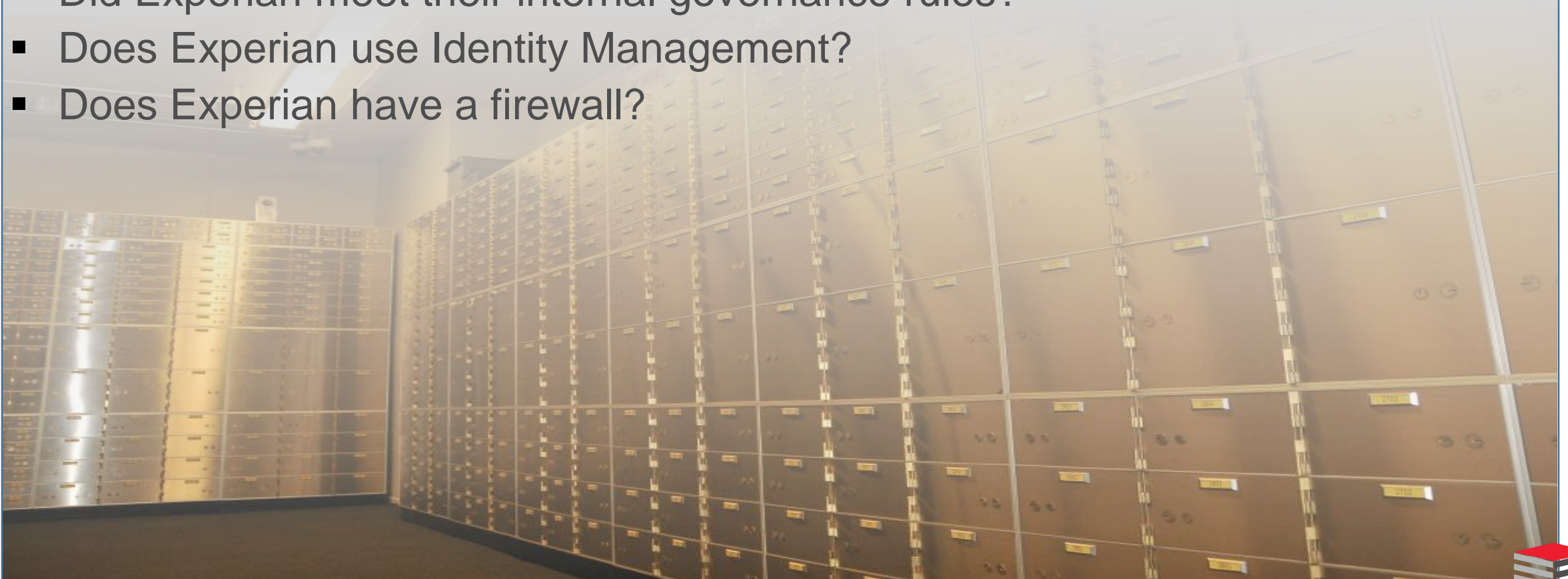
A visualization of the cosmic web, showing a complex network of dark matter filaments and galaxy clusters. The filaments are represented by a dense, interconnected web of thin, dark lines, with numerous bright, yellowish-orange points representing galaxies. The background is a dark, textured surface, possibly representing the distribution of dark matter or the large-scale structure of the universe.

Experian: A Case Study




Are You The Next Experian? (1:5)

- Do Experian employees need a valid userid and password to access data?
- Are Experian's customers required to identify themselves to log in?
- Did Experian pass their Sarbanes-Oxley and PCI audits?
- Did Experian meet their internal governance rules?
- Does Experian use Identity Management?
- Does Experian have a firewall?



Are You The Next Experian? (2:5)

- According to Experian an Apache Struts patching failure allowed the theft of data from 145,000,000 people some of whom are sitting in this room
- Do you believe Experian?
- I don't
- Security is not "I put a lock on the front door"




Are You The Next Experian? (3:5)

- Every bank has a front door with a lock
- Every bank also has a vault with a separate door and its own lock
- If you get into a bank vault you don't get access to every safe deposit box
- But if you get into Experian ...

```
SELECT *  
FROM all_records  
WHERE rownum < ∞;
```

If someone gets into your database what do they get? One row or all rows?




Are You The Next Experian? (4:5)

- What if?
 - Every database login fired a SYSTEM EVENT trigger?

```
CREATE OR REPLACE TRIGGER sec_trig
AFTER LOGON
ON DATABASE
DECLARE
  connIP VARCHAR2(20);
BEGIN
  connIP := STANDARD_HASH(sys_context('USERENV', 'IP_ADDRESS'));
  IF connIP is NULL THEN
    RAISE_APPLICATION_ERROR(-20099, 'No IP Address - Notify Security');
  END IF;

  IF connIP = '90AA44756BD2F4FC2390F903A6F25F43216B0790' THEN
    seclvl.user_ctx.set_ctx;
  ELSIF connIP = '2644215C027E084A0E992F026F9F3B484150D184' THEN
    seclvl.bank_ctx.set_ctx;
  ELSE
    RAISE_APPLICATION_ERROR(-20099, 'Invalid IP Address - Notify Security');
  END IF;
END sec_trig;
/
```



Are You The Next Experian? (5:5)

- And every user access had a Row Level Security policy?

```
exec dbms_rls.add_policy(USER, 'CREDIT_RPT_VIEW', 'USER_VIEW_POLICY', USER, 'credit_sec.user_sec', 'SELECT');  
exec dbms_rls.add_policy(USER, 'CREDIT_RPT_VIEW', 'BANK_VIEW_POLICY', USER, 'credit_sec.bank_sec', 'SELECT');
```

- And every access request was row limited by the context?

```
CREATE OR REPLACE PACKAGE credit_sec AS  
  FUNCTION user_sec(owner VARCHAR2, objname VARCHAR2) RETURN VARCHAR2;  
  FUNCTION bank_sec(owner VARCHAR2, objname VARCHAR2) RETURN VARCHAR2;  
END credit_sec;  
/
```


- And the user_sec function did this

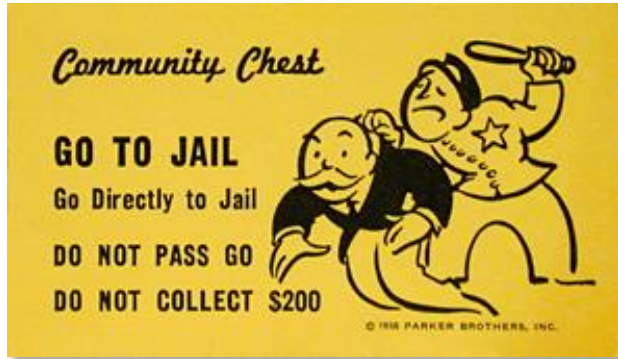
```
IF (sys_context('credit_rpt', 'user_role') = 'USER') THEN  
  predicate := 'rownum <= 1';  
ELSE  
  predicate := '1 = 2';  
END IF;  
RETURN predicate;
```

- Or this

```
IF (sys_context('credit_rpt', 'user_role') = 'BANK') THEN  
  predicate := 'rownum <= 10001';  
ELSE  
  predicate := '1 = 2';  
END IF;  
RETURN predicate;
```

Could someone steal 145,000,000 rows?





Wrap Up



Both Of These Train Wrecks Were Avoidable

```
DIR=/opt/oracle/scripts
. /home/oracle/.profile_db

DB_NAME=hrrpt
ORACLE_SID=$DB_NAME"1"
export ORACLE_SID

SPFILE=`more $ORACLE_HOME/dbs/init$ORACLE_SID.ora | grep -i spfile`
PFILE=$ORACLE_BASE/admin/$DB_NAME/pfile/init$ORACLE_SID.ora
LOG=$DIR/refresh_$DB_NAME.log
RMAN_LOG=$DIR/refresh_$DB_NAME"_rman".log

PRD_PWD=sys_pspr0d
PRD_SID=hrrpd1
PRD_R_UNAME=rman_pshrprd
PRD_R_PWD=pspr0d11
PRD_BK=/backup/hrrprd/rman_bk
SEQUENCE=`grep "input archive log thread" $PRD_BK/bk.log | tail -1 | awk '{ print $5 }'`
THREAD=`grep "input archive log thread" $PRD_BK/bk.log | tail -1 | awk '{ print $4 }'`

BK_DIR=/backup/$DB_NAME/rman_bk
EXPDIR=/backup/$DB_NAME/exp
DMPFILE=$EXPDIR/exp_sec.dmp
IMPLOG=$EXPDIR/imp_sec.log
EXPLOG=$EXPDIR/exp_sec.log
EXP_PARFILE=$DIR/exp_rpt.par
IMP_PARFILE=$DIR/imp_rpt.par

uname=rman_pshrprd
pwd=pspr0d11

rman target sys/$PRD_PWD@$PRD_SID catalog $PRD_R_UNAME/$PRD_R_PWD@catdb auxiliary / << EOF > $RMAN_LOG
run{
  set until $SEQUENCE $THREAD;
  ALLOCATE AUXILIARY CHANNEL aux2 DEVICE TYPE DISK;
  duplicate target database to $DB_NAME;
}
EOF
```



Conclusions (1:2)

- Securing the Perimeter has proven that its primary value is to companies selling products that claim to secure the perimeter
- Auditing is not security
- Passing audits is not security and provides a false sense of security
- What is wrong with the way our industry views security is that we must secure data as well as software
 - Oracle is generic software
 - We build our own database structure/layout/design
 - We build our own applications (APEX, JAVA, JavaScript, C#, Python, C++, PHP, Ruby)
 - We must also build our own security
 - Security is not done well or forgotten in the rush implement features and performance
 - We must assume break-ins will take place
- To begin securing data we must utilize the Oracle Database's built-in features
- To fully secure data we must enable built-in features and we must invest real effort ... not just throw money at the problem



Conclusions (2:2)

- It is difficult to dig yourself out of a hole after the sides have fallen in
- Very few organizations have employees with the skill set required to secure their databases and operational environments: Less than 1% of DBA "training" involves security
- If you don't have the internal skills to know what to protect and how to protect it you need to go outside your organization and ask for help



*

ERROR at line 1:

ORA-00028: your session has been killed

Thank you



Questions? dmorgan@forsythe.com

